



# **SIARAN MEDIA**

## *MEDIA RELEASE*

### **PERANGKAAAN PERDAGANGAN BARANGAN**

### **ANTARABANGSA**

*INTERNATIONAL MERCHANDISE TRADE STATISTICS (IMTS)*

**MAC 2020**

*MARCH 2020*



**SIARAN MEDIA**  
**JABATAN PERANCANGAN EKONOMI DAN STATISTIK**  
**KEMENTERIAN KEWANGAN DAN EKONOMI**

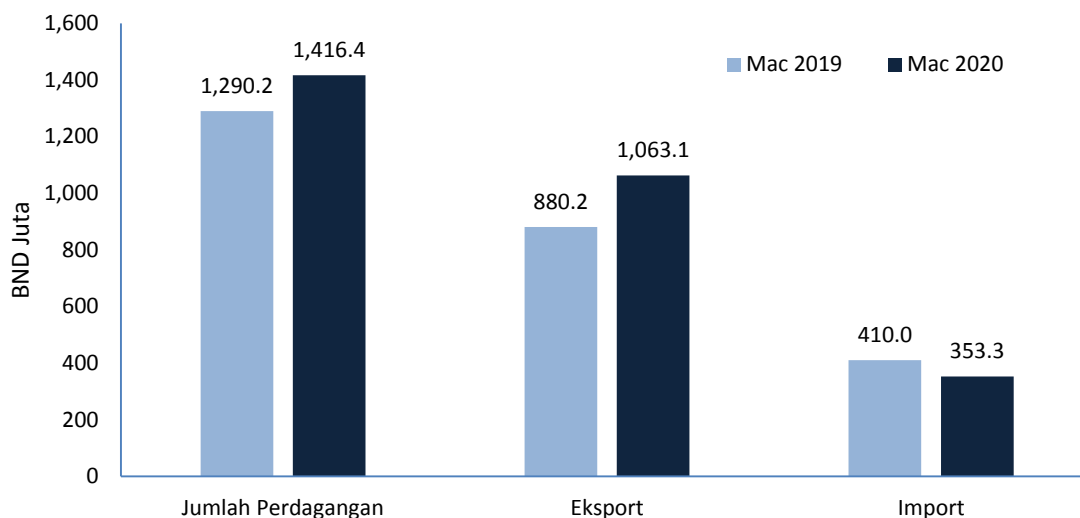
**PERANGKAAAN PERDAGANGAN BARANGAN ANTARABANGSA**  
**MAC 2020**

---

**TAJUK UTAMA: JUMLAH PERDAGANGAN MENCATATKAN BND1.4 BILION PADA BULAN MAC 2020**

1. Negara Brunei Darussalam telah mencatatkan nilai jumlah perdagangan sebanyak BND1,416.4 juta, meningkat sebanyak 9.8 peratus daripada BND1,290.2 juta pada bulan yang sama tahun 2019. Manakala, bagi perubahan bulan-ke bulan, jumlah perdagangan bagi bulan Mac 2020 menurun sebanyak 6.2 peratus berbanding dengan bulan Februari 2020.

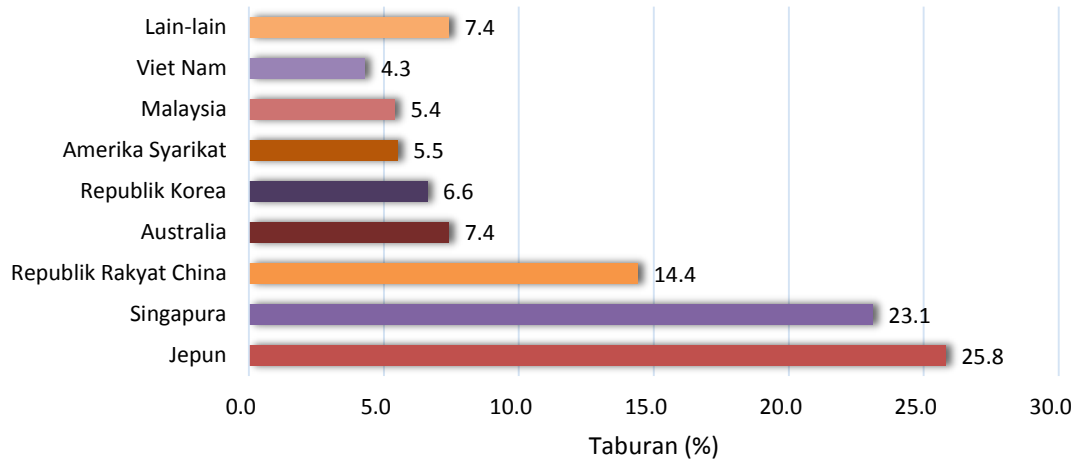
**Prestasi Perdagangan Bagi Negara Brunei Darussalam**



2. Jumlah eksport meningkat sebanyak 20.8 peratus tahun-ke-tahun kepada BND1,063.1 juta berbanding BND880.2 juta pada Mac 2019. Ini adalah disebabkan oleh peningkatan eksport Bahan Kimia dan Bahan Api Galian hasil daripada aktiviti hiliran. Peningkatan dalam Bahan Kimia adalah disumbangkan oleh eksport bahan p-Xylene. Manakala, peningkatan dalam eksport Bahan Api Galian adalah terutamanya disumbangkan oleh produk petroleum dan gas yang mana komoditi terbesar adalah '*Other motor spirit, of other RON, unleaded*'.

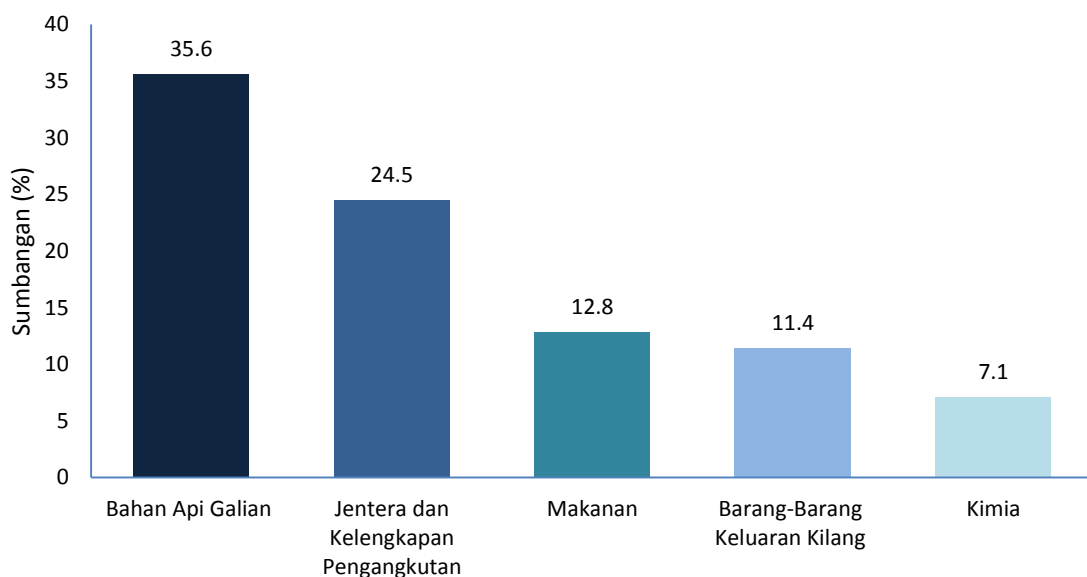
- Pasaran eksport terbesar bagi Negara Brunei Darussalam pada bulan Mac 2020 adalah ke Jepun (25.8 peratus) diikuti oleh Singapura (23.1 peratus) dan Republik Rakyat China (14.4 peratus).

### Peratus Taburan Eksport Mengikut Rakan Dagangan



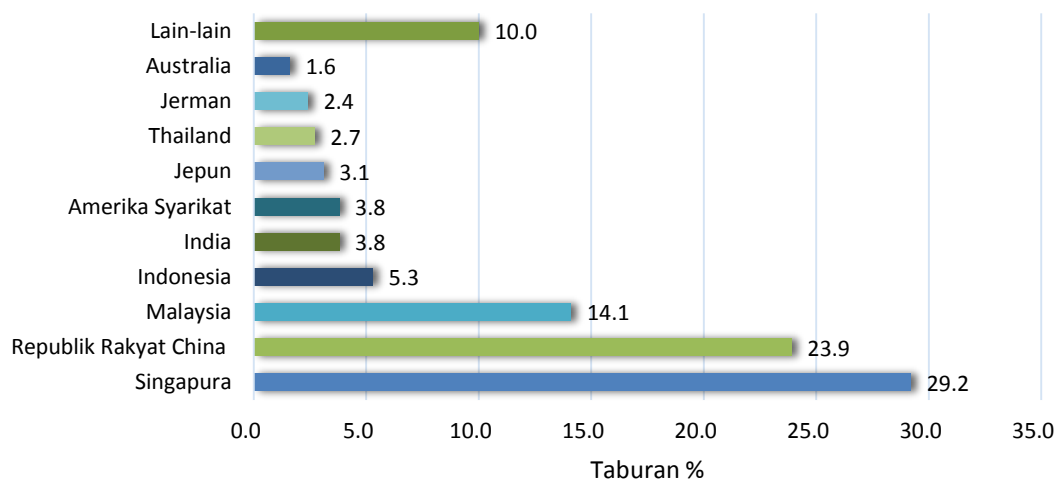
- Dari segi komoditi eksport, Bahan Api Galian merupakan penyumbang utama sebanyak 85.5 peratus diikuti dengan Kimia (12.9 peratus) dan Jentera dan Kelengkapan Pengangkutan (1.1 peratus).
- Manakala, jumlah import menurun sebanyak 13.8 peratus tahun-ke-tahun kepada BND353.3 juta.
- Lima komoditi import utama pada bulan ini adalah Bahan Api Galian (35.6 peratus) diikuti oleh Jentera dan Kelengkapan Pengangkutan (24.5 peratus), Makanan (12.8 peratus), Barang-Barang Keluaran Kilang (11.4 peratus) dan Kimia (7.1 peratus).

### Lima Komoditi Import Utama



7. Mengikut Kategori Penggunaan Akhir, import Barang Perantaraan merangkumi 69.0 peratus dari jumlah import diikuti oleh import Barang Modal (22.4 peratus) dan Barang Penggunaan (8.6 peratus).
8. Dari segi import mengikut rakan dagangan, sumbangan terbesar adalah dari Singapura (29.2 peratus) diikuti oleh Republik Rakyat China (23.9 peratus) dan Malaysia (14.1 peratus).

### Peratus Taburan Import Mengikut Rakan Dagangan



9. Perangkaan Perdagangan Barangan Antarabangsa (*International Merchandise Trade Statistics, IMTS*) bagi Negara Brunei Darussalam menggunakan “*General System*” bagi merekodkan perangkaan perdagangan yang meliputi import, eksport domestik dan eksport semula. Laporan penuh IMTS bagi bulan Mac 2020 boleh didapati melalui laman sesawang JPES di [www.deps.gov.bn](http://www.deps.gov.bn).



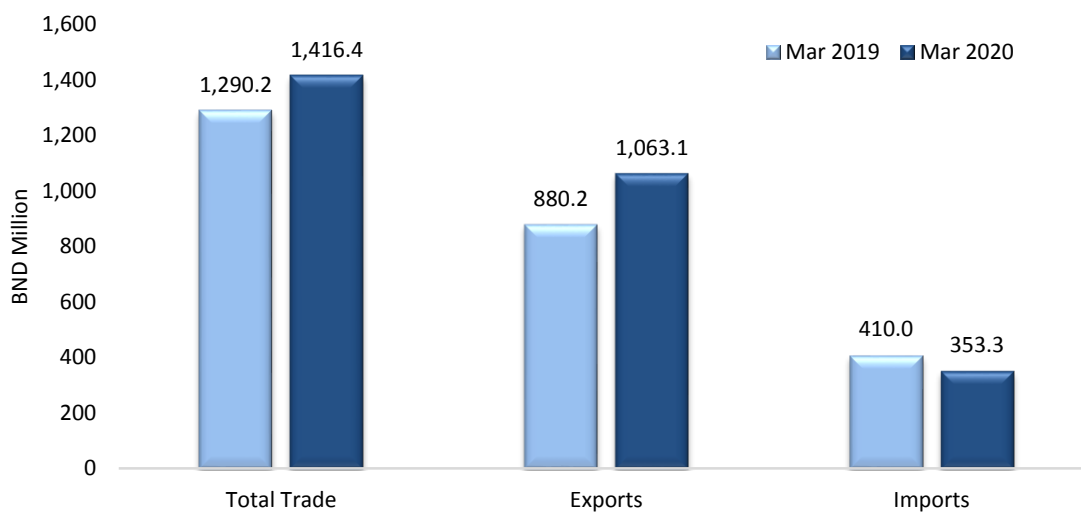
**MEDIA RELEASE**  
**DEPARTMENT OF ECONOMIC PLANNING AND STATISTICS**  
**MINISTRY OF FINANCE AND ECONOMY**

**INTERNATIONAL MERCHANDISE TRADE STATISTICS (IMTS)**  
**MARCH 2020**

**HEADLINE: TOTAL TRADE RECORDED BND1.4 BILLION IN MARCH 2020**

1. Brunei Darussalam total trade valued at BND1,416.4 million, an increase by 9.8 per cent from BND1,290.2 million during the same month last year. Meanwhile, for month-to-month changes, total trade for March 2020 decreased by 6.2 per cent compared to February 2020.

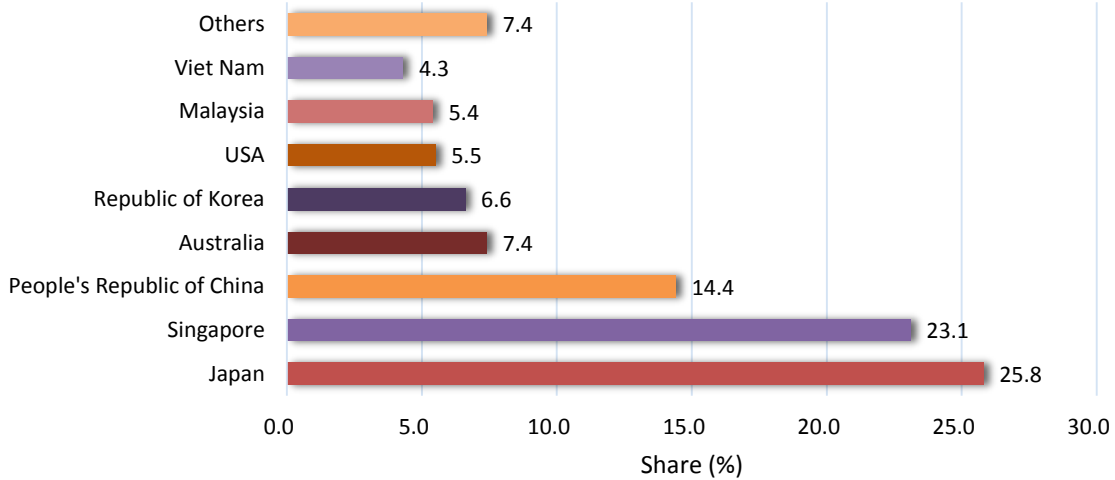
**Brunei Darussalam's Trade Performance**



2. Exports rose by 20.8 per cent year-on-year to BND1,063.1 million compared to BND880.2 million in March 2019, which is due to the increase in chemicals and mineral fuel exports. The exports of p-Xylene product mainly contributed to the increase in the chemicals export. Meanwhile, the increase in the export of mineral fuel primarily contributed by petroleum and gas products of which the major commodity was 'Other motor spirit, of other RON, unleaded' from the downstream activities.

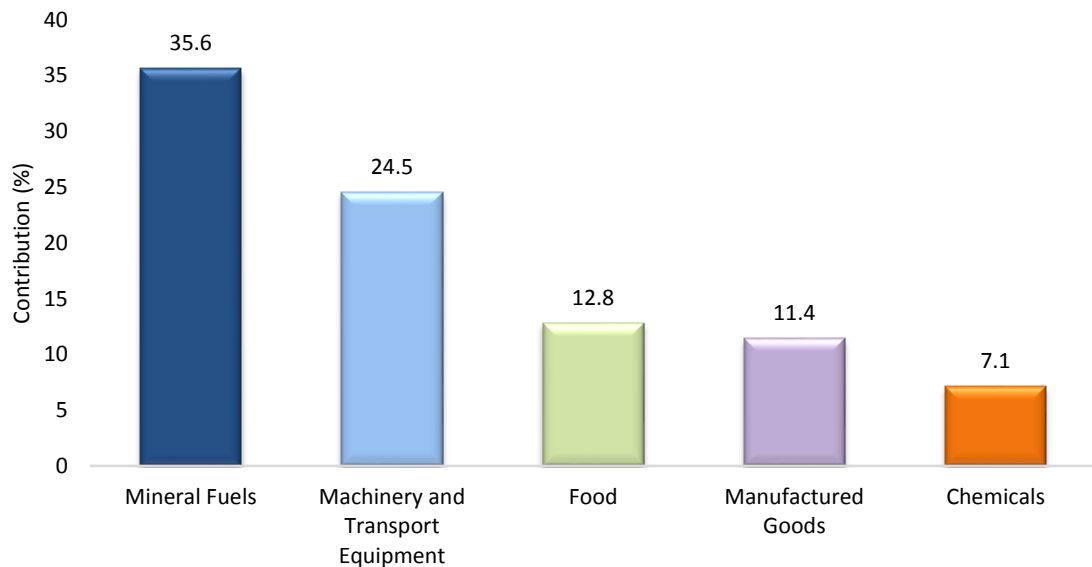
3. The main export market for Brunei Darussalam in March 2020 was Japan (25.8 per cent) followed by Singapore (23.1 per cent) and People's Republic of China (14.4 per cent).

### Share of Exports by Trading Partners

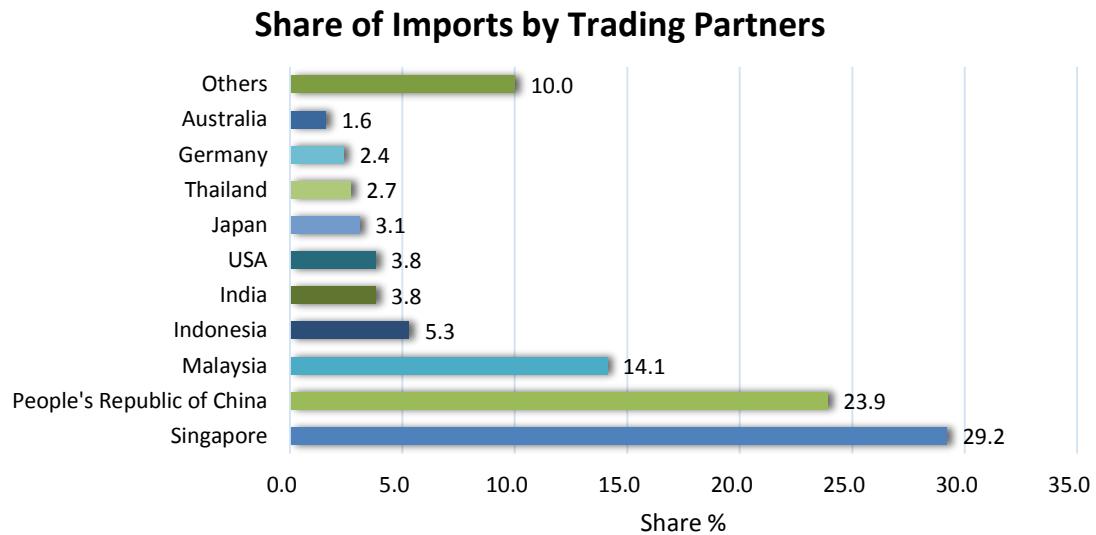


4. In terms of commodity exports, Mineral Fuels represents the major contributor with 85.5 per cent followed by Chemicals (12.9 per cent) and Machinery and Transport Equipment (1.1 per cent).
5. Meanwhile, total imports increased by 13.8 per cent year-on-year to BND353.3million.
6. The five main import commodities were Mineral Fuels (35.6 per cent), followed by Machinery and Transport Equipment (24.5 per cent), Food (12.8 per cent), Manufactured Goods (11.4 per cent) and Chemicals (7.1 per cent).

### Five Main Import Commodities



7. *By End Use category, imports of Intermediate Goods comprised of 69.0 per cent of the total imports followed by Capital Goods (22.4 per cent) and Consumption Goods (8.6 per cent).*
8. *For imports by trading partners, the highest share was from Singapore (29.2 per cent), followed by People's Republic of China (23.9 per cent) and Malaysia (14.1 per cent).*



9. *The International Merchandise Trade Statistics (IMTS) for Brunei Darussalam adopts the General System for recording trade statistics, which covers imports, domestic exports, and re-exports. The IMTS full report for March 2020 is available from the DEPS's website: [www.deps.gov.bn](http://www.deps.gov.bn).*