



**SIARAN MEDIA**  
*MEDIA RELEASE*

**PERANGKAAAN PERDAGANGAN BARANGAN**  
**ANTARABANGSA**

*INTERNATIONAL MERCHANDISE TRADE STATISTICS (IMTS)*

**JULAI 2020**

*JULY 2020*



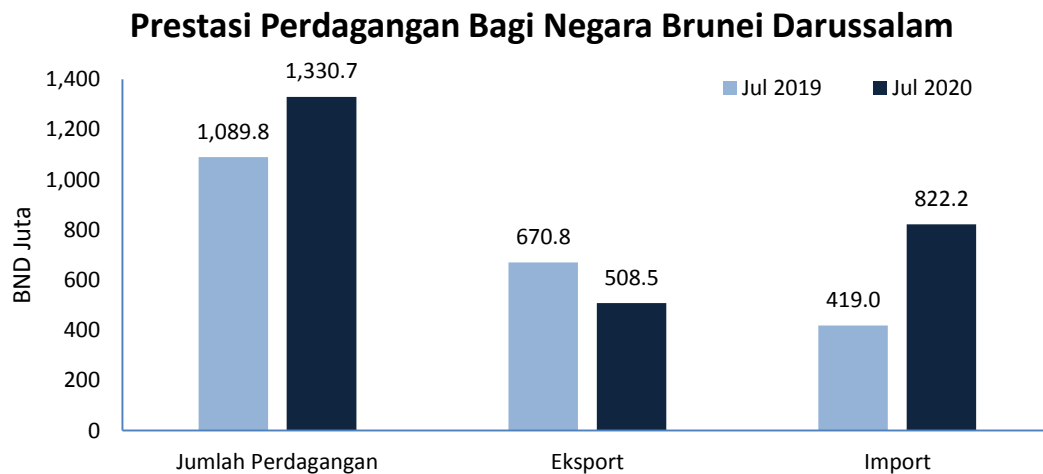
**SIARAN MEDIA**  
**JABATAN PERANCANGAN EKONOMI DAN STATISTIK**  
**KEMENTERIAN KEWANGAN DAN EKONOMI**

**PERANGKAAAN PERDAGANGAN BARANGAN ANTARABANGSA**  
**JULAI 2020**

---

**TAJUK UTAMA: JUMLAH PERDAGANGAN MENINGKAT SEBANYAK 22.1 PERATUS**  
**PADA BULAN JULAI 2020**

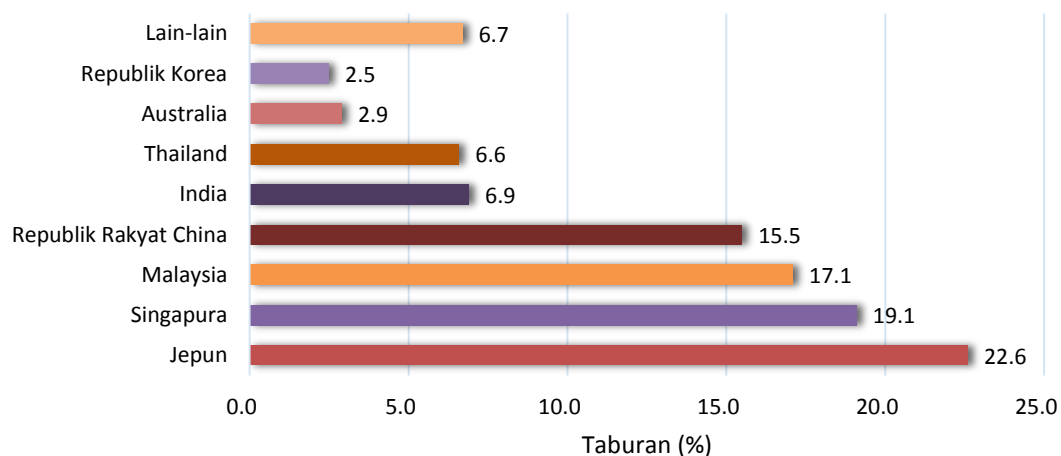
1. Pada bulan Julai 2020, Negara Brunei Darussalam telah mencatatkan nilai jumlah perdagangan sebanyak BND1,330.7 juta, iaitu peningkatan sebanyak 22.1 peratus daripada BND1,089.8 juta pada bulan yang sama tahun 2019. Manakala, bagi perubahan bulan-ke-bulan, jumlah perdagangan bagi bulan Julai 2020 meningkat sebanyak 17.5 peratus berbanding dengan bulan Jun 2020.



2. Jumlah eksport menurun sebanyak 24.2 peratus tahun-ke-tahun kepada BND508.5 juta berbanding BND670.8 juta pada Julai 2019. Ini disebabkan terutamanya oleh penurunan eksport Minyak Mentah kepada BND86.5 juta (Julai 2020) daripada BND251.6 juta (Julai 2019) dan juga penurunan Gas Cecair Asli (LNG) kepada BND212.6 juta (Julai 2020) daripada BND339.9 juta (Julai 2019).

3. Penurunan eksport Minyak Mentah dan Gas Cecair Asli tersebut adalah disebabkan oleh permintaan global (terutamanya bagi Minyak Mentah) yang perlahan berikutan pandemik COVID-19, ditambah dengan penurunan pasaran harga eksport bagi kedua-dua Minyak Mentah dan Gas Cecair Asli. Jumlah isipadu eksport Minyak Mentah menurun kepada 45.73 ribu tong sehari (Julai 2020) daripada 86.88 ribu tong sehari (Julai 2019) sementara penurunan purata harga eksport Minyak Mentah kepada USD43.96 setong (Julai 2020) daripada USD68.77 setong (Julai 2019). Manakala, eksport LNG menurun disebabkan oleh penurunan purata harga eksport kepada USD5.69 per MMBtu (Julai 2020) daripada USD10.87 per MMBtu (Julai 2019).
4. Dari segi komoditi mengikut seksyen, Bahan Api Galian merupakan penyumbang utama kepada eksport Negara Brunei Darussalam sebanyak 81.5 peratus diikuti dengan Kimia (17.4 peratus), Pelbagai Barang Keluaran Kilang (0.3 peratus), Pelbagai Urusniaga (0.3 peratus) dan Makanan (0.2 peratus).
5. Pasaran eksport utama pada bulan Julai 2020 adalah Jepun (22.6 peratus) diikuti oleh Singapura (19.1 peratus) dan Malaysia (17.1 peratus).

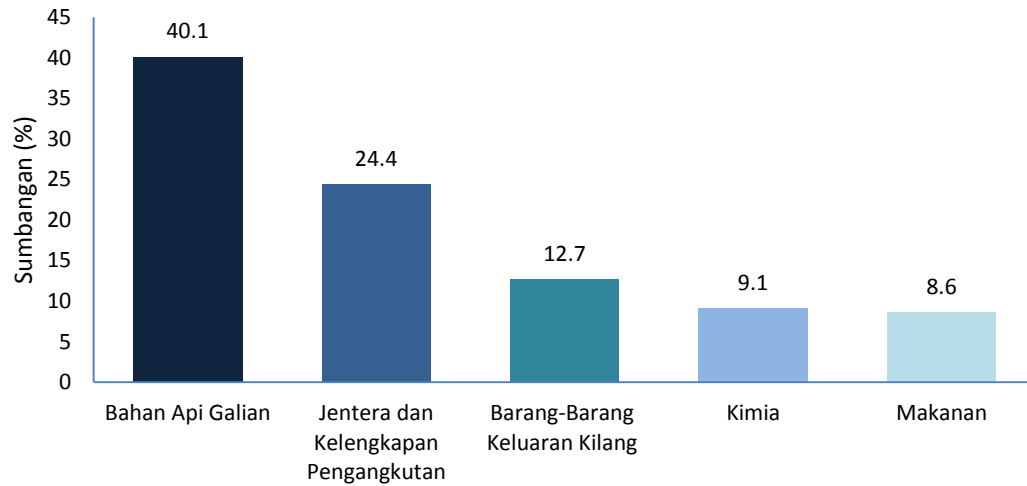
### Peratus Taburan Eksport Mengikut Rakan Dagangan



6. Bagi import, jumlah nilai menunjukkan peningkatan kepada BND822.2 juta (Julai 2020) daripada BND419.0 juta (Julai 2019).

7. Lima komoditi import utama pada bulan ini adalah Bahan Api Galian (40.1 peratus) diikuti oleh Jentera dan Kelengkapan Pengangkutan (24.4 peratus), Barang-Barang Keluaran Kilang (12.7 peratus), Kimia (9.1 peratus), dan Makanan (8.6 peratus).

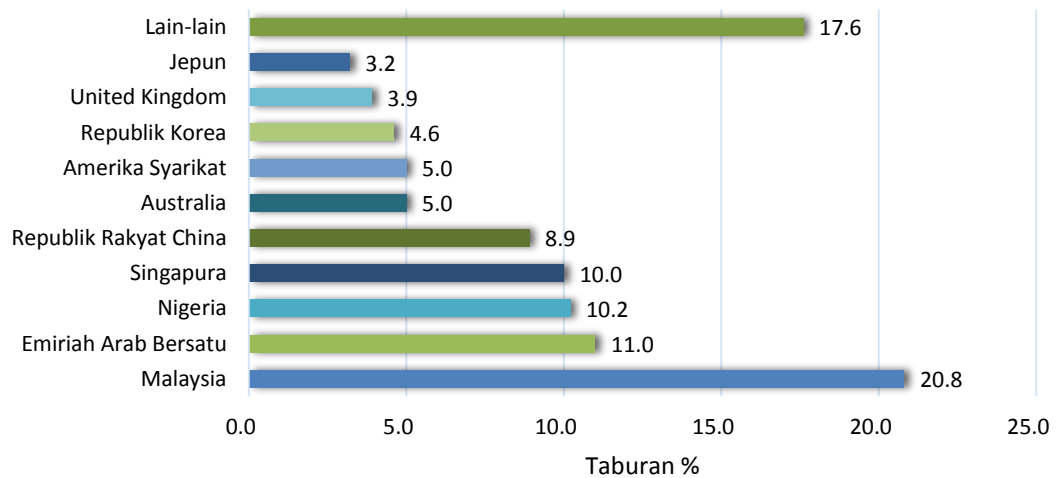
### Lima Komoditi Import Utama



8. Mengikut Kategori Penggunaan Akhir, import Barang Perantaraan menyumbang sebanyak 56.5 peratus dari jumlah import diikuti oleh import Barang Modal (38.3 peratus) dan Barang Penggunaan (5.2 peratus).

9. Dari segi import mengikut rakan dagangan, sumbangan terbesar adalah dari Malaysia (20.8 peratus) diikuti oleh Emiriah Arab Bersatu (11.0 peratus), dan Nigeria (10.2 peratus).

### Peratus Taburan Import Mengikut Rakan Dagangan



10. Mengikut mod pengangkutan, pada bulan Julai 2020, peratus yang tertinggi adalah mod pengangkutan laut berjumlah BND1,212.9 juta (91.1 peratus). Ini diikuti oleh pengangkutan udara iaitu (BND91.6 juta atau 6.9 peratus) dan melalui darat (BND26.1 juta atau 2.0 peratus).
  
11. Perangkaan Perdagangan Barangan Antarabangsa (*International Merchandise Trade Statistics, IMTS*) bagi Negara Brunei Darussalam menggunakan “*General System*” bagi merekodkan perangkaan perdagangan yang meliputi import, eksport domestik dan eksport semula. Laporan penuh IMTS bagi bulan Julai 2020 boleh didapati melalui laman sesawang JPES di [www.deps.gov.bn](http://www.deps.gov.bn).

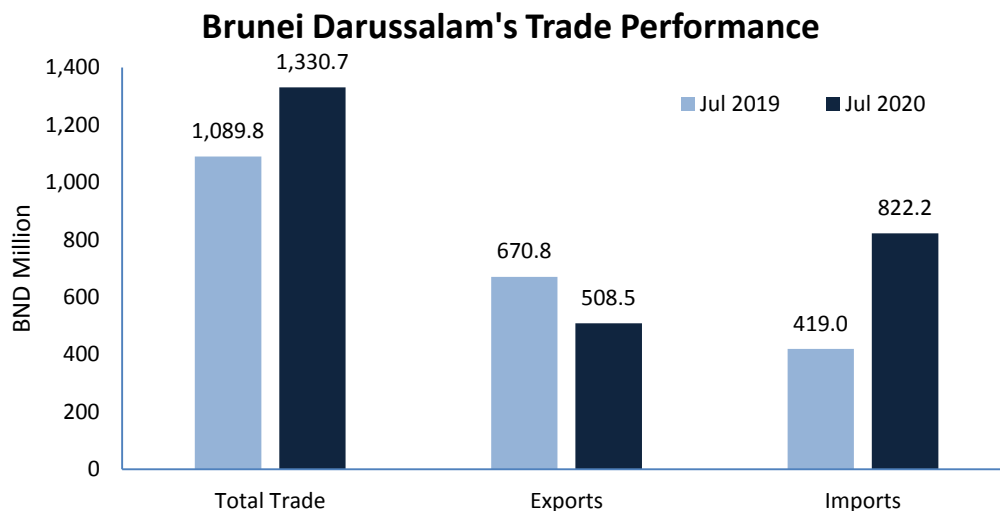


**MEDIA RELEASE**  
**DEPARTMENT OF ECONOMIC PLANNING AND STATISTICS**  
**MINISTRY OF FINANCE AND ECONOMY**

**INTERNATIONAL MERCHANDISE TRADE STATISTICS (IMTS)**  
**JULY 2020**

**HEADLINE: TOTAL TRADE INCREASES BY 22.1 PER CENT IN JULY 2020**

1. In July 2020, Brunei Darussalam total trade valued at BND1,330.7 million, an increase by 22.1 per cent from BND1,089.8 million during the same month last year. Meanwhile, for month-to-month changes, total trade for July 2020 increased by 17.5 per cent compared to June 2020.

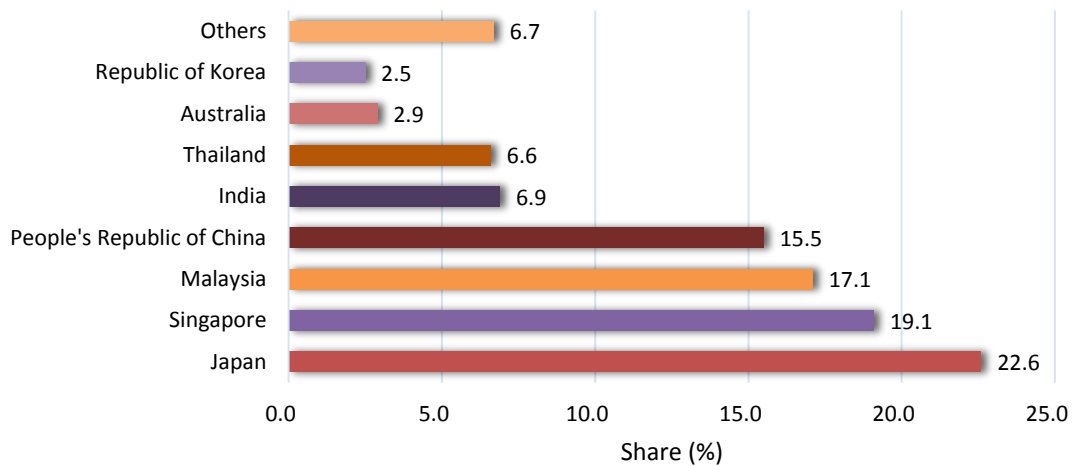


2. Total exports decreased by 24.2 per cent year-on-year to BND508.5 million compared to BND670.8 million in July 2019. This was mainly due to the decline in crude oil exports to BND86.5 million (July 2020) from BND251.6 million (July 2019) and also a decrease in Liquefied Natural Gas (LNG) to BND212.6 million (July 2020) from BND339.9 million (July 2019) in the same period.
3. The decline in exports of crude oil and LNG was due to the slow global demand (mainly crude oil) amid the COVID-19 pandemic, coupled with a decrease in both the crude oil and LNG export prices. The total exports volume of Crude Oil decreased to 45.73 thousand barrels per day (July 2020) from 86.88 thousand barrels per day (July 2019), while the average export prices of Crude Oil fell to USD43.96 per barrel (July 2020) from USD68.77 per barrel (July 2019). Meanwhile, exports of LNG declined due to a

decrease in the average export price to USD5.69 per MMBtu (July 2020) from USD10.87 per MMBtu (July 2019).

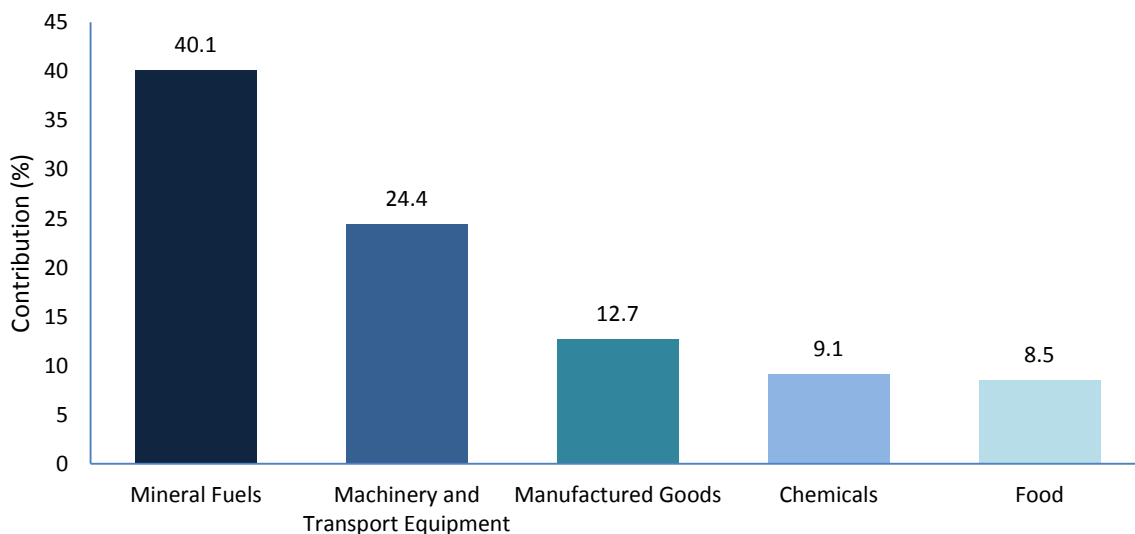
- In terms of commodity by section, Mineral Fuels represents the major contributor to Brunei Darussalam's exports with 81.5 per cent, followed by Chemicals (17.4 per cent), Miscellaneous Manufactured Articles (0.3 per cent), Miscellaneous Transactions (0.3 per cent) and Food (0.2 per cent).
- The main exports market in July 2020 was Japan (22.6 per cent) followed by Singapore (19.1 per cent) and Malaysia (17.1 per cent).

### Share of Exports by Trading Partners

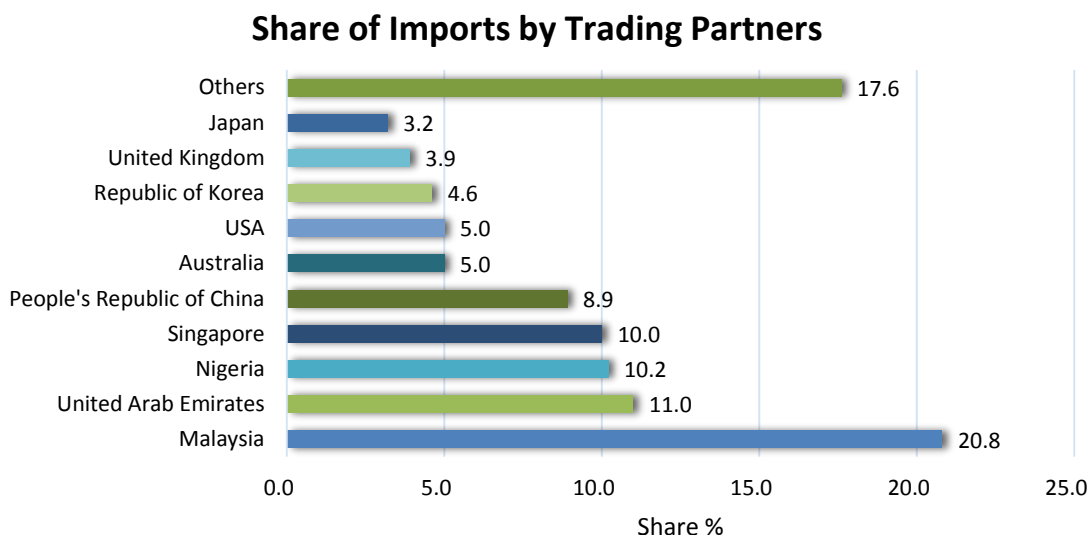


- For imports, the total value increased to BND822.2 million (July 2020) from BND419.0million (July 2019).
- The five main import commodities were Mineral Fuels (40.1 per cent), followed by Machinery and Transport Equipment (24.4 per cent), Manufactured Goods (12.7 per cent), Chemicals (9.1 per cent), and Food (8.6 per cent).

### Five Main Import Commodities



8. *By End Use category, imports of Intermediate Goods accounted for 56.5 per cent of the total imports, followed by Capital Goods (38.3 per cent) and Consumption Goods (5.2 per cent).*
9. *For imports by trading partners, the highest share was from Malaysia (20.8 per cent), followed by United Arab Emirates (11.0 per cent), and Nigeria (10.2 per cent).*



10. *According to the mode of transport, the highest share was transported by sea, amounts to BND1,212.9 million (91.1 per cent). This was followed by air transport (BND91.6 million or 6.9 per cent) and via land (BND26.1 million or 2.0 per cent).*
11. *The International Merchandise Trade Statistics (IMTS) for Brunei Darussalam adopts the General System for recording trade statistics, which covers imports, domestic exports, and re-exports. The IMTS full report for July 2020 is available from the DEPS's website: [www.deps.gov.bn](http://www.deps.gov.bn).*