



SIARAN MEDIA

MEDIA RELEASE

PERANGKAAAN PERDAGANGAN BARANGAN

ANTARABANGSA

INTERNATIONAL MERCHANDISE TRADE STATISTICS (IMTS)

JANUARI 2020

JANUARY 2020



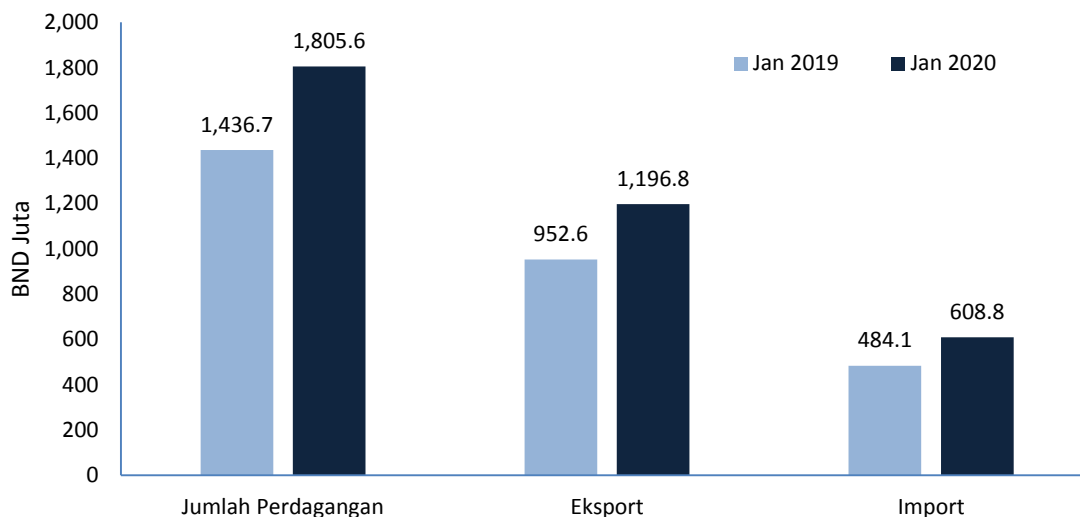
SIARAN MEDIA
JABATAN PERANCANGAN EKONOMI DAN STATISTIK
KEMENTERIAN KEWANGAN DAN EKONOMI

PERANGKAAAN PERDAGANGAN BARANGAN ANTARABANGSA
JANUARI 2020

TAJUK UTAMA: JUMLAH PERDAGANGAN PADA BULAN JANUARI 2020
MENCATATKAN BND1.8 BILION

1. Negara Brunei Darussalam telah mencatatkan nilai jumlah perdagangan sebanyak BND1,805.6 juta, meningkat 25.7 peratus daripada BND1,436.7 juta pada bulan yang sama tahun 2019. Ini mengambilkira produk eksport petroleum dan gas hasil daripada aktiviti hiliran. Manakala, bagi perubahan bulan-ke-bulan, jumlah perdagangan bagi bulan Januari 2020 menurun sebanyak 29.8 peratus berbanding dengan bulan Disember 2019.

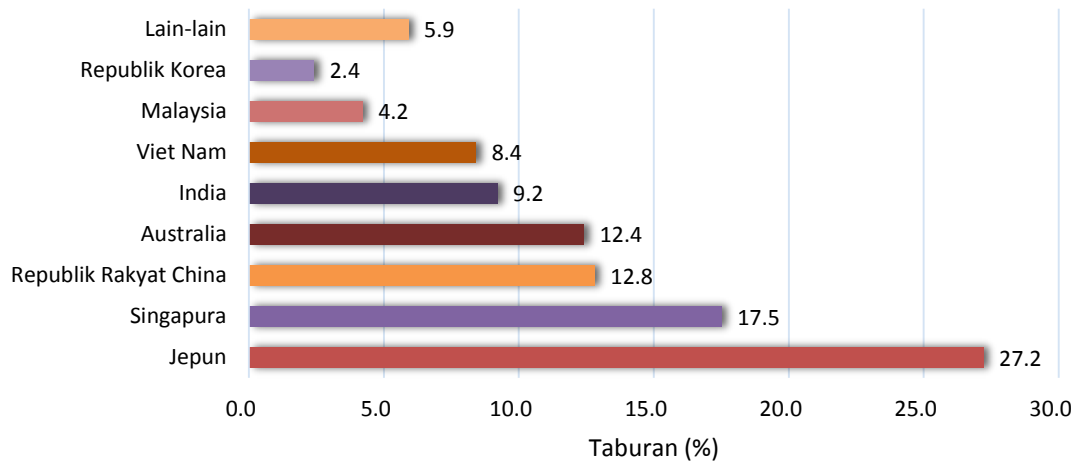
Prestasi Perdagangan Bagi Negara Brunei Darussalam



2. Jumlah eksport meningkat sebanyak 25.6 peratus tahun-ke-tahun kepada BND1,196.8 juta berbanding BND952.6 juta pada Januari 2019. Ini adalah disebabkan oleh peningkatan eksport Bahan Api Galian sebanyak 23.2 peratus tahun-ke-tahun disumbangkan oleh eksport produk petroleum dan gas yang mana komoditi terbesar adalah Minyak Diesel Automatif hasil daripada aktiviti hiliran.

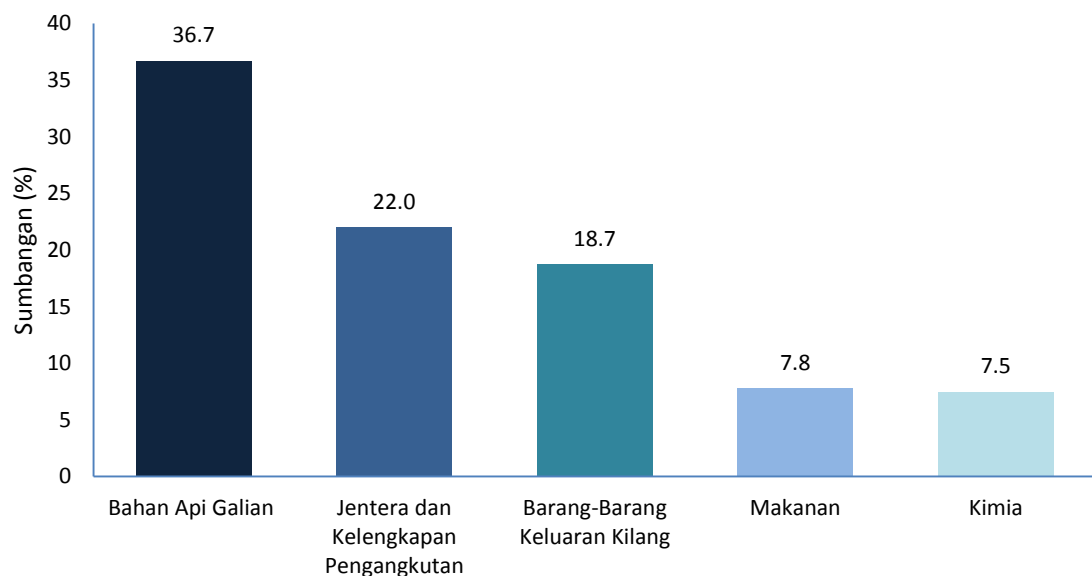
3. Pasaran eksport terbesar pada bulan Januari 2020 adalah Jepun (27.2 peratus) diikuti oleh Singapura (17.5 peratus) dan Republik Rakyat China (12.8 peratus).

Peratus Taburan Eksport Mengikut Rakan Dagangan

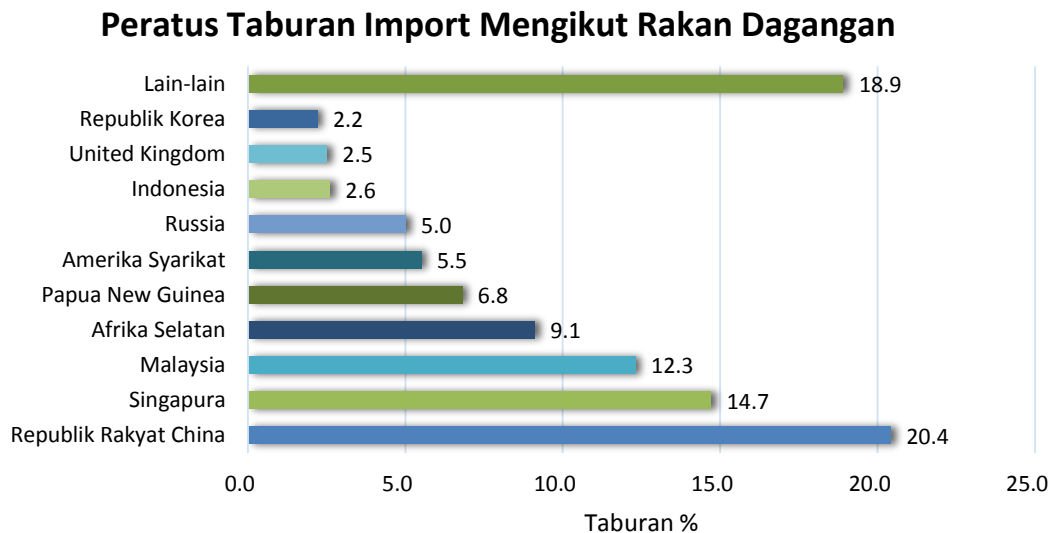


4. Dari segi komoditi eksport, Bahan Api Galian merupakan penyumbang utama sebanyak 87.5 peratus diikuti dengan Kimia (11.6 peratus) dan Barang-Barang Keluaran Kilang (0.5 peratus).
5. Jumlah import juga meningkat sebanyak 25.8 peratus tahun-ke-tahun kepada BND608.8 juta. Lima komoditi import utama pada bulan ini adalah Bahan Api Galian (36.7 peratus) diikuti oleh Jentera dan Kelengkapan Pengangkutan (22.0 peratus), Barang-Barang Keluaran Kilang (18.7 peratus), Makanan (7.8 peratus) dan Kimia (7.5 peratus).

Lima Komoditi Import Utama



6. Mengikut Kategori Penggunaan Akhir, import Barang Perantaraan merangkumi 65.2 peratus dari jumlah import diikuti oleh import Barang Modal (27.9 peratus) dan Barang Penggunaan (6.9 peratus).
7. Dari segi import mengikut rakan dagangan, sumbangan terbesar adalah dari Republik Rakyat China (20.4 peratus) diikuti oleh Singapura (14.7 peratus) dan Malaysia (12.3 peratus).



8. Perangkaan Perdagangan Barangan Antarabangsa (*International Merchandise Trade Statistics, IMTS*) bagi Negara Brunei Darussalam menggunakan “*General System*” bagi merekodkan perangkaan perdagangan yang meliputi import, eksport domestik dan eksport semula. Laporan penuh IMTS bagi bulan Januari 2020 boleh didapati melalui laman sesawang JPES di www.deps.gov.bn.



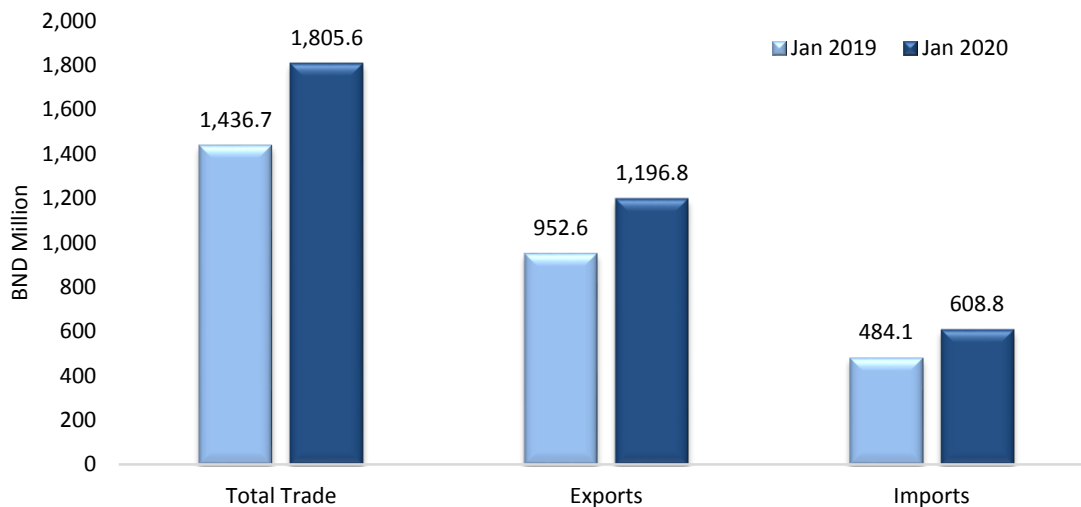
MEDIA RELEASE
DEPARTMENT OF ECONOMIC PLANNING AND STATISTICS
MINISTRY OF FINANCE AND ECONOMY

INTERNATIONAL MERCHANDISE TRADE STATISTICS (IMTS)
JANUARY 2020

HEADLINE: TOTAL TRADE FOR JANUARY 2020 RECORDED BND1.8 BILLION

1. Brunei Darussalam total trade valued at BND1,805.6 million, an increase by 25.7 per cent from BND1,436.7 million during the same month last year. This takes into account exports of petroleum and gas products as an outcome of downstream activities. Meanwhile, for month-to-month changes, total trade for January 2020 decreased by 29.8 per cent compared to December 2019.

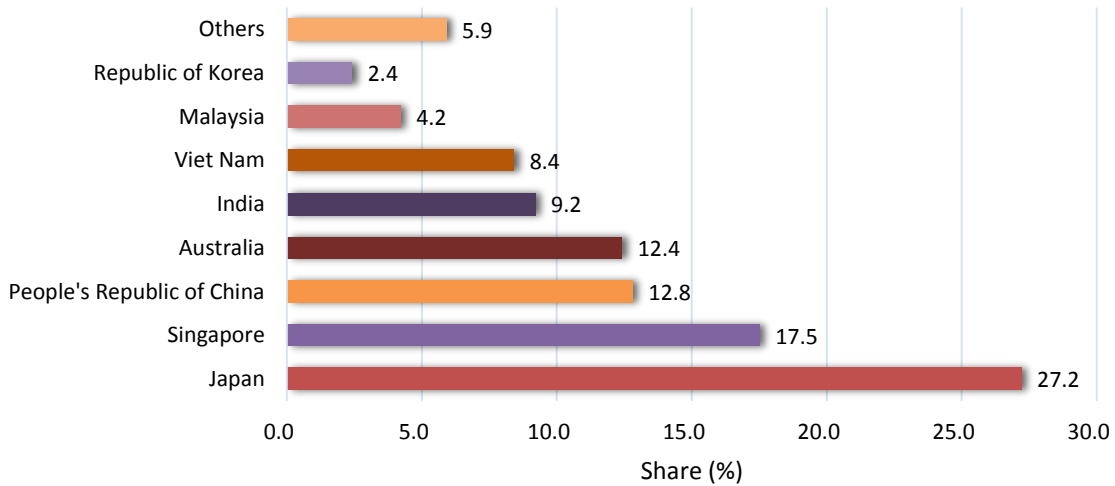
Brunei Darussalam's Trade Performance



2. Exports rose by 25.6 per cent year-on-year to BND1,196.8 million compared to BND952.6 million in January 2019. This was due to the increase in mineral fuels exports by 23.2 per cent year-on-year, contributed by the exports of petroleum and gas products of which the major commodity was Automotive Diesel Fuels with a total from the downstream activities.

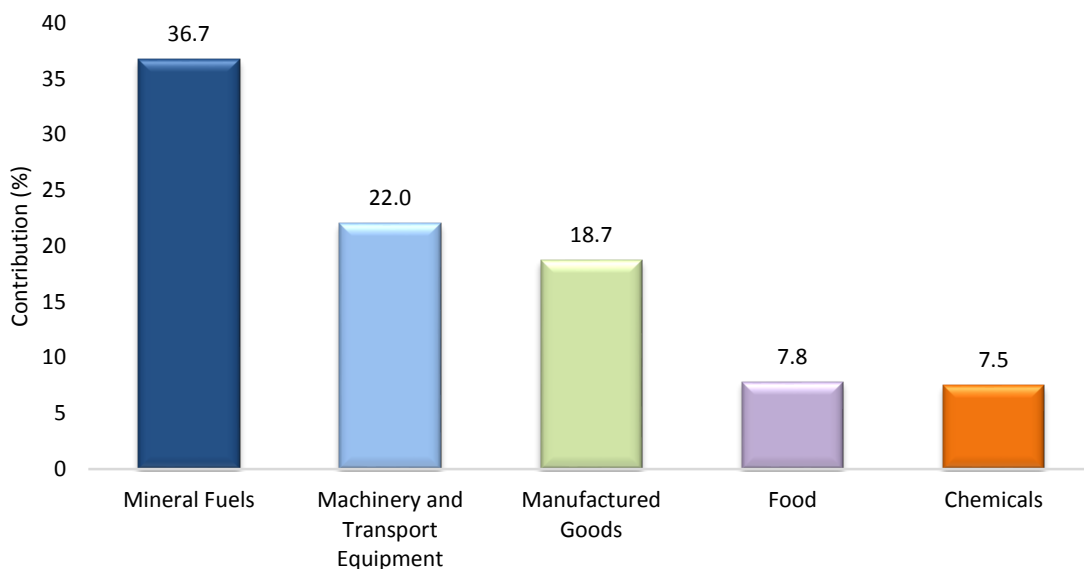
3. The main export market in January 2020 was Japan (27.2 per cent) followed by Singapore (17.5 per cent) and People's Republic of China (12.8 per cent).

Share of Exports by Trading Partners

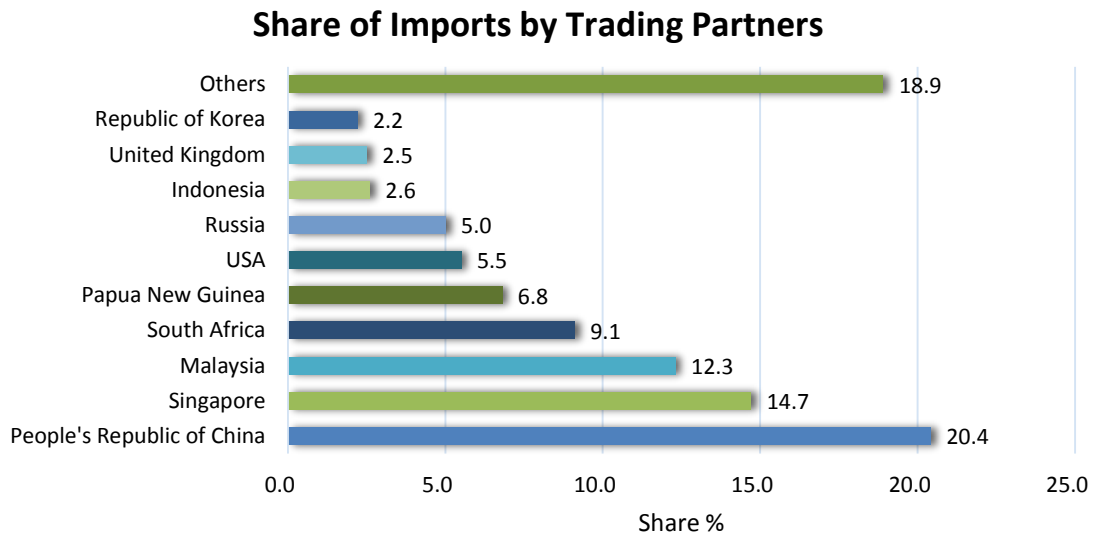


4. In terms of commodity exports, Mineral Fuels represents the major contributor with 87.5 per cent followed by Chemicals (11.6 per cent) and Manufactured Goods (0.5 per cent).
5. Total imports increased by 25.8 per cent year-on-year to BND608.8 million. The five main import commodities were Mineral Fuels (36.7 per cent), followed by Machinery and Transport Equipment (22.0 per cent), Manufactured Goods (18.7 per cent), Food (7.8 per cent) and Chemicals (7.5 per cent).

Five Main Import Commodities



6. *By End Use category, imports of Intermediate Goods comprised of 65.2 per cent of the total imports followed by Capital Goods (27.9 per cent) and Consumption Goods (6.9 per cent).*
7. *For imports by trading partners, the highest share was from People's Republic of China (20.4 per cent), followed by Singapore (14.7 per cent) and Malaysia (12.3 per cent).*



8. *The International Merchandise Trade Statistics (IMTS) for Brunei Darussalam adopts the General System for recording trade statistics, which covers imports, domestic exports, and re-exports. The IMTS full report for January 2020 is available from the DEPS's website at www.deps.gov.bn.*