



SIARAN MEDIA

MEDIA RELEASE

PERANGKAAAN PERDAGANGAN BARANGAN

ANTARABANGSA

INTERNATIONAL MERCHANDISE TRADE STATISTICS (IMTS)

FEBRUARI 2020

FEBRUARY 2020



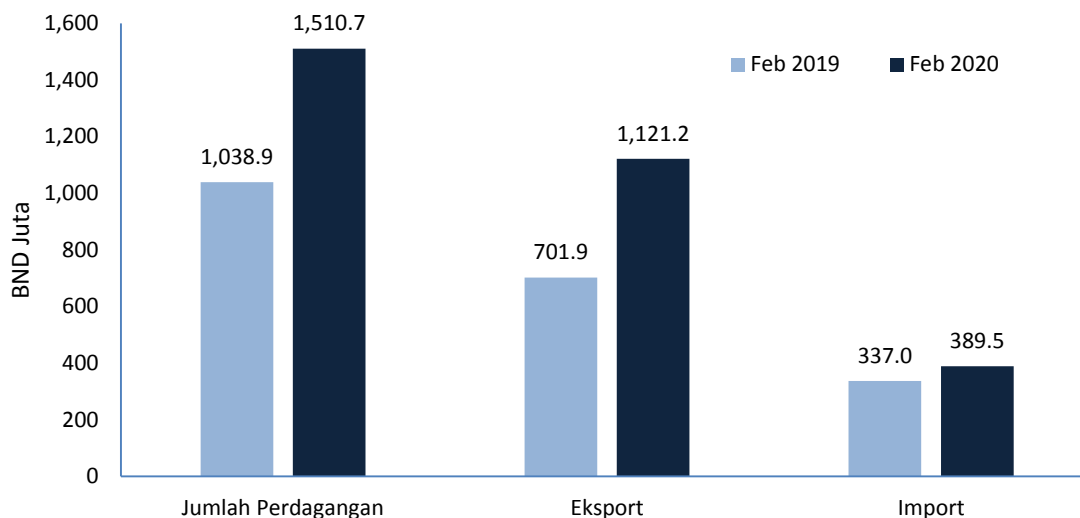
**SIARAN MEDIA
JABATAN PERANCANGAN EKONOMI DAN STATISTIK
KEMENTERIAN KEWANGAN DAN EKONOMI**

**PERANGKAIAN PERDAGANGAN BARANGAN ANTARABANGSA
FEBRUARI 2020**

**TAJUK UTAMA: JUMLAH PERDAGANGAN MENCATATKAN BND1.5 BILION PADA
BULAN FEBRUARI 2020**

1. Negara Brunei Darussalam telah mencatatkan nilai jumlah perdagangan sebanyak BND1,510.7 juta, meningkat sebanyak 45.4 peratus daripada BND1,038.9 juta pada bulan yang sama tahun 2019. Manakala, bagi perubahan bulan-ke bulan, jumlah perdagangan bagi bulan Februari 2020 menurun sebanyak 16.3 peratus berbanding dengan bulan Januari 2020.

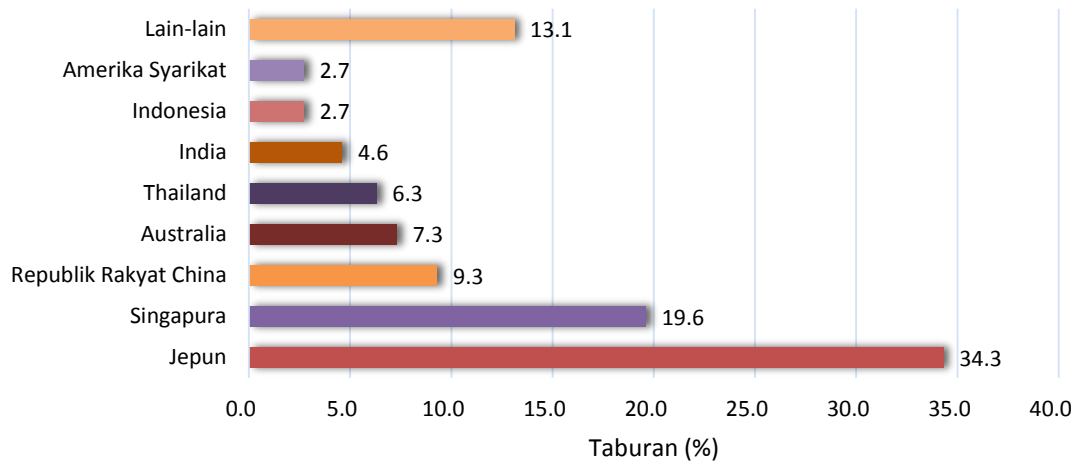
Prestasi Perdagangan Bagi Negara Brunei Darussalam



2. Jumlah eksport meningkat sebanyak 59.7 peratus tahun-ke-tahun kepada BND1,121.2 juta berbanding BND701.9 juta pada Februari 2019. Ini adalah disebabkan oleh peningkatan eksport Bahan Api Galian sebanyak 47.3 peratus tahun-ke-tahun terutamanya disumbangkan oleh eksport Gas Cecair Asli (LNG) dan Produk Petroleum dan Gas yang mana komoditi terbesar adalah '*Other motor spirit, of other RON, unleaded*' hasil daripada aktiviti hiliran.

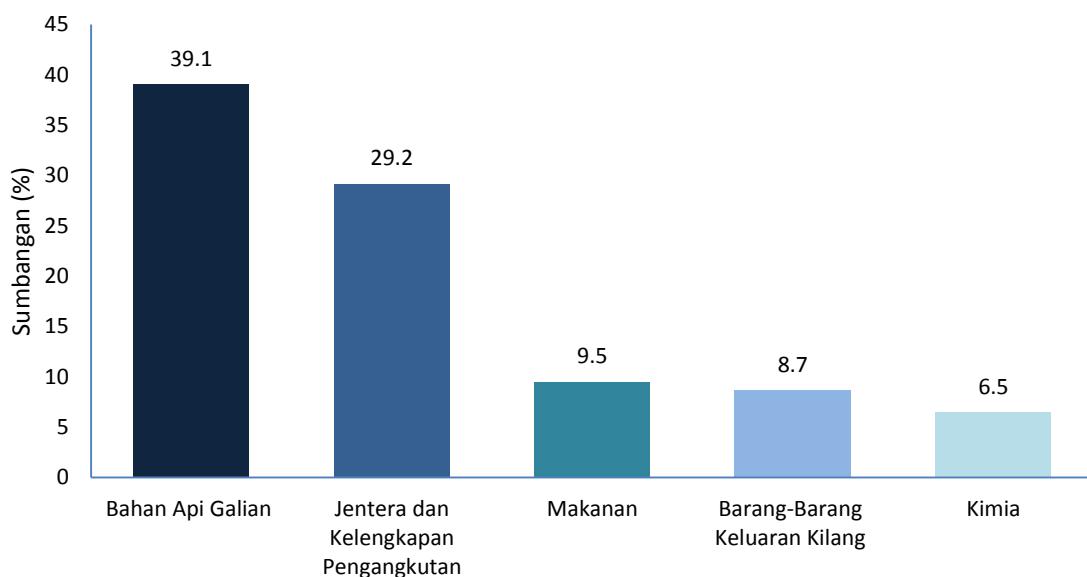
- Pasaran eksport terbesar bagi Negara Brunei Darussalam pada bulan Februari 2020 adalah ke Jepun (34.3 peratus) diikuti oleh Singapura (19.6 peratus) dan Republik Rakyat China (9.3 peratus).

Peratus Taburan Eksport Mengikut Rakan Dagangan

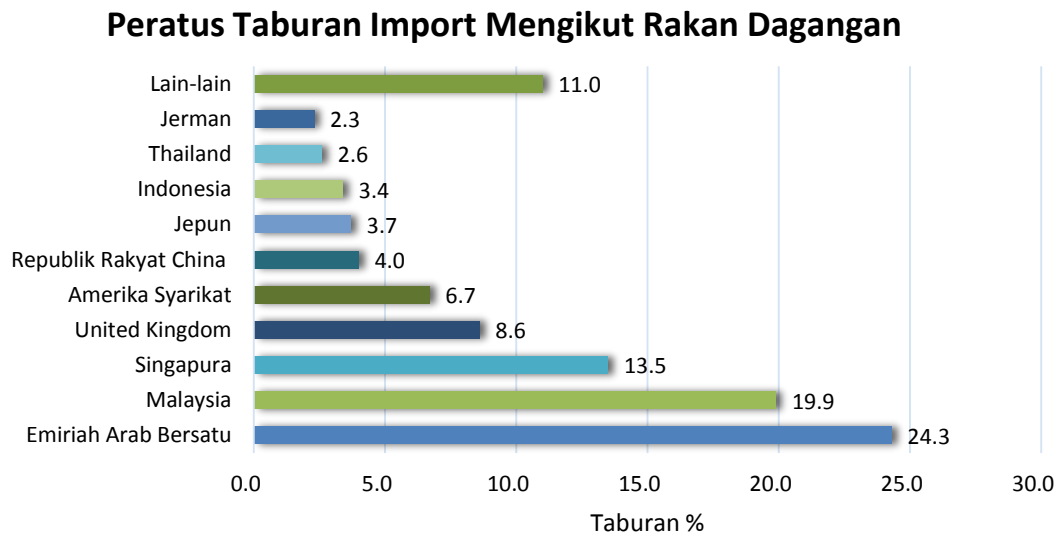


- Dari segi komoditi eksport, Bahan Api Galian merupakan penyumbang utama sebanyak 86.6 peratus diikuti dengan Kimia (12.4 peratus) dan Jentera dan Kelengkapan Pengangkutan (0.6 peratus).
- Manakala, jumlah import juga meningkat sebanyak 15.6 peratus tahun-ke-tahun kepada BND389.5 juta dipacu oleh import Bahan Api Galian selaras dengan aktiviti hiliran.
- Lima komoditi import utama pada bulan ini adalah Bahan Api Galian (39.1 peratus) diikuti oleh Jentera dan Kelengkapan Pengangkutan (29.2 peratus), Makanan (9.5 peratus), Barang-Barang Keluaran Kilang (8.7 peratus) dan Kimia (6.5 peratus).

Lima Komoditi Import Utama



7. Mengikut Kategori Penggunaan Akhir, import Barang Perantaraan merangkumi 61.3 peratus dari jumlah import diikuti oleh import Barang Modal (32.5 peratus) dan Barang Penggunaan (6.2 peratus).
8. Dari segi import mengikut rakan dagangan, sumbangan terbesar adalah dari Emiriah Arab Bersatu (24.3 peratus) diikuti oleh Malaysia (19.9 peratus) dan Singapura (13.5 peratus).



9. Perangkaan Perdagangan Barangan Antarabangsa (*International Merchandise Trade Statistics, IMTS*) bagi Negara Brunei Darussalam menggunakan "*General System*" bagi merekodkan perangkaan perdagangan yang meliputi import, eksport domestik dan eksport semula. Laporan penuh IMTS bagi bulan Februari 2020 boleh didapati melalui laman sesawang JPES di www.deps.gov.bn.

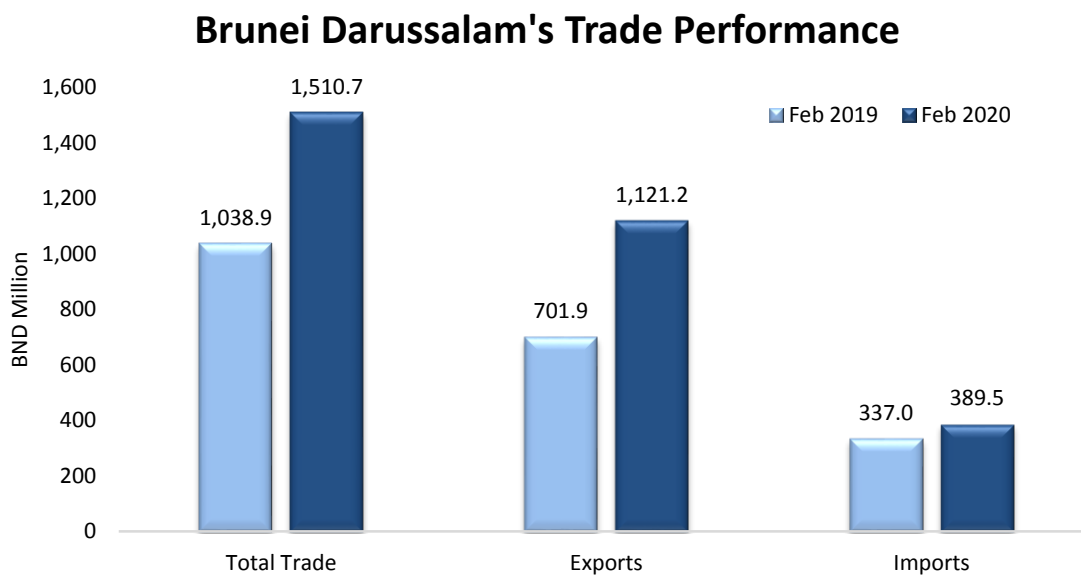


MEDIA RELEASE
DEPARTMENT OF ECONOMIC PLANNING AND STATISTICS
MINISTRY OF FINANCE AND ECONOMY

INTERNATIONAL MERCHANDISE TRADE STATISTICS (IMTS)
FEBRUARY 2020

HEADLINE: TOTAL TRADE RECORDED BND1.5 BILLION IN FEBRUARY 2020

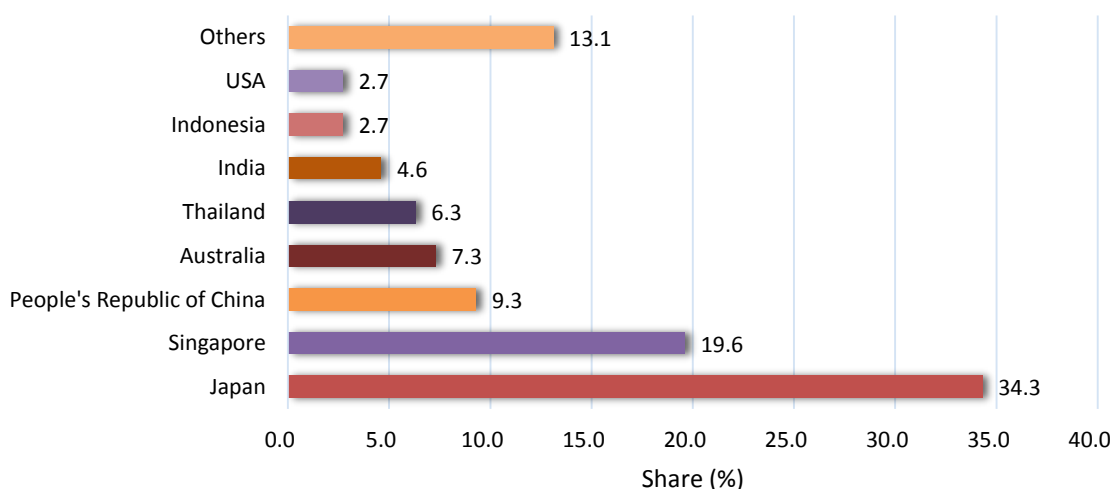
1. Brunei Darussalam total trade valued at BND1,510.7 million, an increase by 45.4 per cent from BND1,038.9 million during the same month last year. Meanwhile, for month-to-month changes, total trade for February 2020 decreased by 16.3 per cent compared to January 2020.



2. Exports rose by 59.7 per cent year-on-year to BND1,121.2 million compared to BND701.9 million in February 2019. This was due to the increase in mineral fuels exports by 47.3 per cent year-on-year mainly contributed by the exports of liquefied natural gas (LNG) and petroleum and gas products of which the major commodity was 'Other motor spirit, of other RON, unleaded' from the downstream activities.

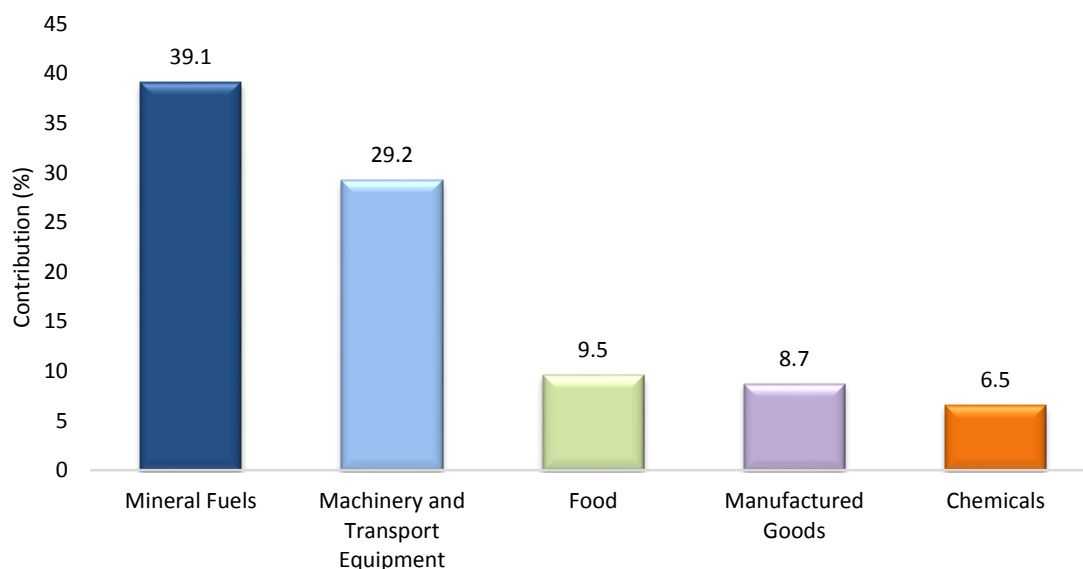
3. The main export market for Brunei Darussalam in February 2020 was Japan (34.3 per cent) followed by Singapore (19.6 per cent) and People's Republic of China (9.3 per cent).

Share of Exports by Trading Partners

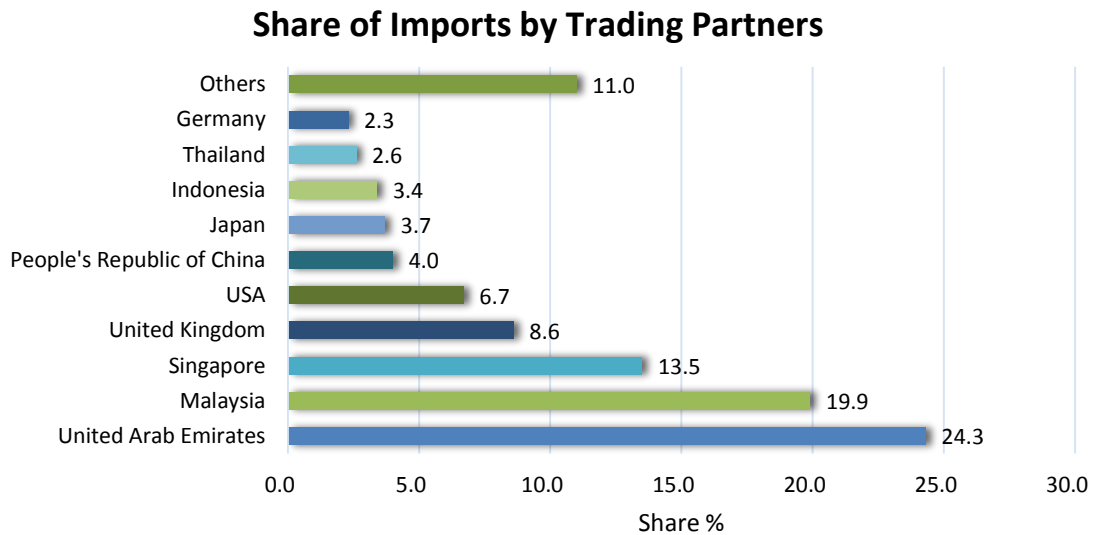


4. In terms of commodity exports, Mineral Fuels represents the major contributor with 86.6 per cent followed by Chemicals (12.4 per cent) and Machinery and Transport Equipment (0.6 per cent).
5. Meanwhile, total imports increased by 15.6 per cent year-on-year to BND389.5 million driven by imports of mineral fuels in line with the downstream activities.
6. The five main import commodities were Mineral Fuels (39.1 per cent), followed by Machinery and Transport Equipment (29.2 per cent), Food (9.5 per cent), Manufactured Goods (8.7 per cent) and Chemicals (6.5 per cent).

Five Main Import Commodities



7. *By End Use category, imports of Intermediate Goods comprised of 61.3 per cent of the total imports followed by Capital Goods (32.5 per cent) and Consumption Goods (6.2 per cent).*
8. *For imports by trading partners, the highest share was from United Arab Emirates (24.3 per cent), followed by Malaysia (19.9 per cent) and Singapore (13.5 per cent).*



9. *The International Merchandise Trade Statistics (IMTS) for Brunei Darussalam adopts the General System for recording trade statistics, which covers imports, domestic exports, and re-exports. The IMTS full report for February 2020 is available from the DEPS's website: www.deps.gov.bn.*