



SIARAN MEDIA

MEDIA RELEASE

PERANGKAAN PERDAGANGAN BARANGAN

ANTARABANGSA

INTERNATIONAL MERCHANDISE TRADE STATISTICS (IMTS)

OGOS 2020

AUGUST 2020



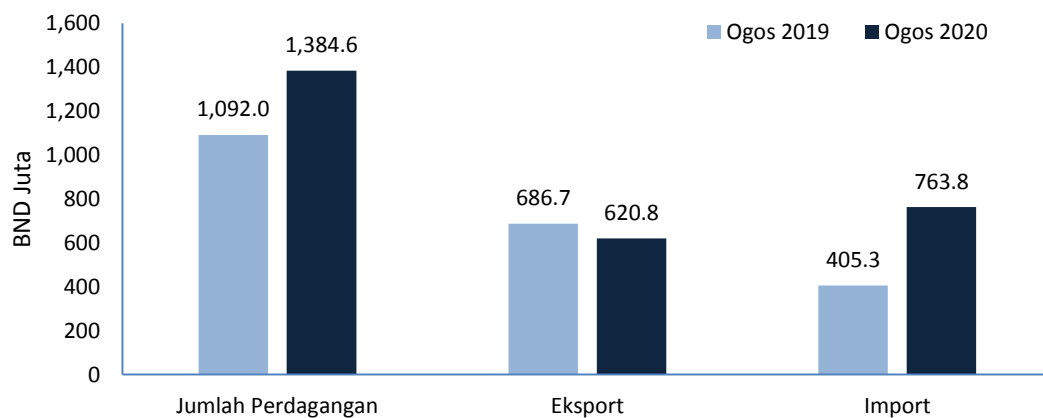
**SIARAN MEDIA
JABATAN PERANCANGAN EKONOMI DAN STATISTIK
KEMENTERIAN KEWANGAN DAN EKONOMI**

**PERANGKAAAN PERDAGANGAN BARANGAN ANTARABANGSA
OGOS 2020**

**TAJUK UTAMA: JUMLAH PERDAGANGAN MENINGKAT SEBANYAK 26.8 PERATUS
PADA BULAN OGOS 2020**

1. Pada bulan Ogos 2020, Negara Brunei Darussalam telah mencatatkan nilai jumlah perdagangan sebanyak BND1,384.6 juta, iaitu peningkatan sebanyak 26.8 peratus daripada BND1,092.0 juta pada bulan yang sama tahun 2019. Manakala, bagi perubahan bulan-ke-bulan, jumlah perdagangan bagi bulan Ogos 2020 meningkat sebanyak 4.1 peratus berbanding dengan bulan Julai 2020.

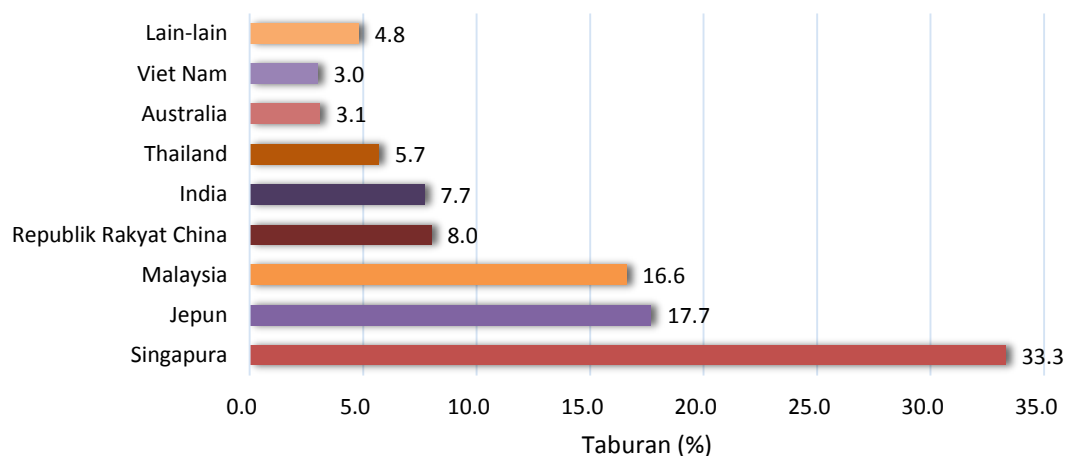
Prestasi Perdagangan Bagi Negara Brunei Darussalam



2. Jumlah eksport menurun sebanyak 9.6 peratus tahun-ke-tahun kepada BND620.8 juta berbanding BND686.7 juta pada Ogos 2019. Ini disebabkan terutamanya oleh penurunan eksport Minyak Mentah kepada BND137.8 juta (Ogos 2020) daripada BND314.4 juta (Ogos 2019) dan juga penurunan Gas Cecair Asli (LNG) kepada BND160.6 juta (Ogos 2020) daripada BND316.8 juta (Ogos 2019).

3. Penurunan eksport Minyak Mentah dan LNG tersebut adalah disebabkan oleh permintaan global yang perlahan dan penurunan harga. Jumlah isipadu eksport Minyak Mentah menurun kepada 70.09 ribu tong sehari (Ogos 2020) daripada 115.89 ribu tong sehari (Ogos 2019) sementara penurunan purata harga eksport Minyak Mentah kepada USD46.99 setong (Ogos 2020) daripada USD63.33 setong (Ogos 2019). Manakala, jumlah isipadu eksport LNG menurun kepada 752,055 MMBtu sehari (Ogos 2020) daripada 877,835 MMBtu sehari (Ogos 2019) sementara penurunan purata harga eksport kepada USD5.03 per MMBtu (Ogos 2020) daripada USD8.27 per MMBtu (Ogos 2019).
4. Dari segi komoditi mengikut seksyen, Bahan Api Galian merupakan penyumbang utama kepada eksport Negara Brunei Darussalam sebanyak 81.3 peratus diikuti dengan Kimia (16.4 peratus), Jentera dan Kelengkapan Pengangkutan (1.2 peratus), Pelbagai Barang Keluaran Kilang (0.4 peratus) dan Pelbagai Urusniaga (0.3 peratus).
5. Pasaran eksport utama pada bulan Ogos 2020 adalah Singapura (33.3 peratus) diikuti oleh Jepun (17.7 peratus) dan Malaysia (16.6 peratus).

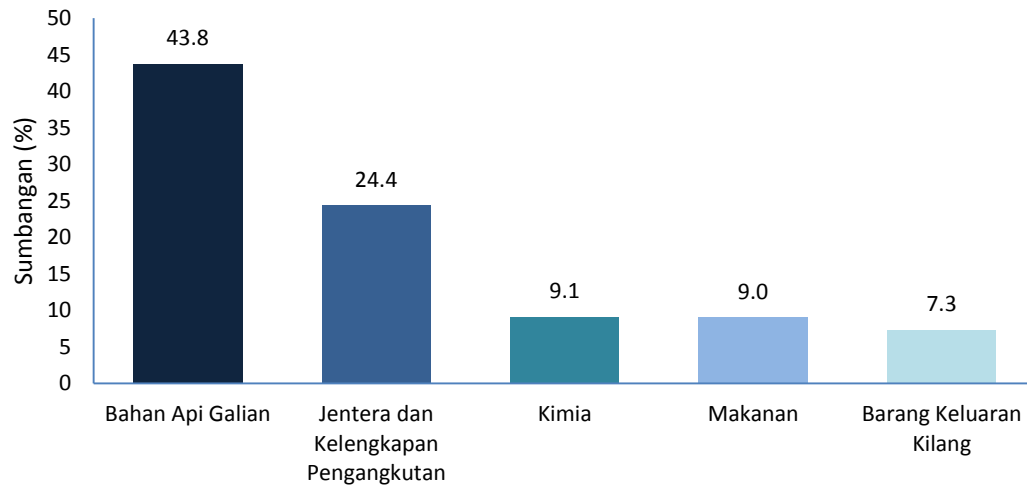
Peratus Taburan Eksport Mengikut Rakan Dagangan



6. Bagi import, jumlah nilai menunjukkan peningkatan kepada BND763.8 juta (Ogos 2020) daripada BND405.3 juta (Ogos 2019).

7. Lima komoditi import utama pada bulan ini adalah Bahan Api Galian (43.8 peratus) diikuti oleh Jentera dan Kelengkapan Pengangkutan (24.4 peratus), Kimia (9.1 peratus), Makanan (9.0 peratus), dan Barang Keluaran Kilang (7.3 peratus).

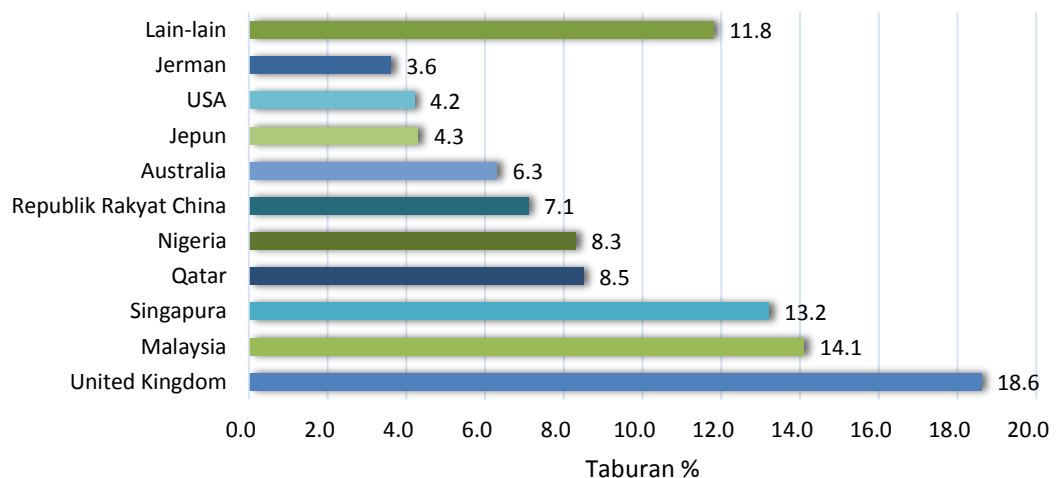
Lima Komoditi Import Utama



8. Mengikut Kategori Penggunaan Akhir, import Barang Perantaraan menyumbang sebanyak 57.5 peratus dari jumlah import diikuti oleh import Barang Modal (37.1 peratus) dan Barang Penggunaan (5.4 peratus).

9. Dari segi import mengikut rakan dagangan, sumbangan terbesar adalah dari United Kingdom (18.6 peratus) diikuti oleh Malaysia (14.1 peratus), dan Singapura (13.2 peratus).

Peratus Taburan Import Mengikut Rakan Dagangan



10. Mengikut mod pengangkutan, pada bulan Ogos 2020, peratus yang tertinggi adalah mod pengangkutan laut berjumlah BND1,299.2 (93.8 peratus). Ini diikuti oleh pengangkutan udara iaitu (BND59.8 juta atau 4.3 peratus) dan melalui darat (BND25.7 juta atau 1.9 peratus).

11. Perangkaan Perdagangan Barangan Antarabangsa (*International Merchandise Trade Statistics, IMTS*) bagi Negara Brunei Darussalam menggunakan “*General System*” bagi merekodkan perangkaan perdagangan yang meliputi import, eksport domestik dan eksport semula. Laporan penuh IMTS bagi bulan Ogos 2020 boleh didapati melalui laman sesawang JPES di www.deps.gov.bn.

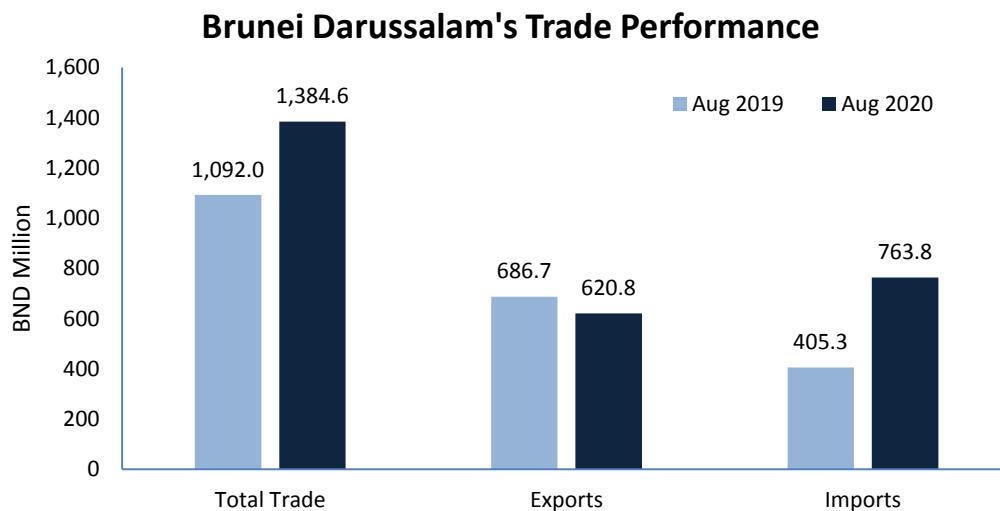


MEDIA RELEASE
DEPARTMENT OF ECONOMIC PLANNING AND STATISTICS
MINISTRY OF FINANCE AND ECONOMY

INTERNATIONAL MERCHANDISE TRADE STATISTICS (IMTS)
AUGUST 2020

HEADLINE: TOTAL TRADE INCREASES BY 26.8 PER CENT IN AUGUST 2020

1. In August 2020, Brunei Darussalam total trade valued at BND1,384.6 million, an increase by 26.8 per cent from BND1,092.0 million during the same month last year. Meanwhile, for month-to-month changes, total trade for August 2020 increased by 4.1 per cent compared to July 2020.

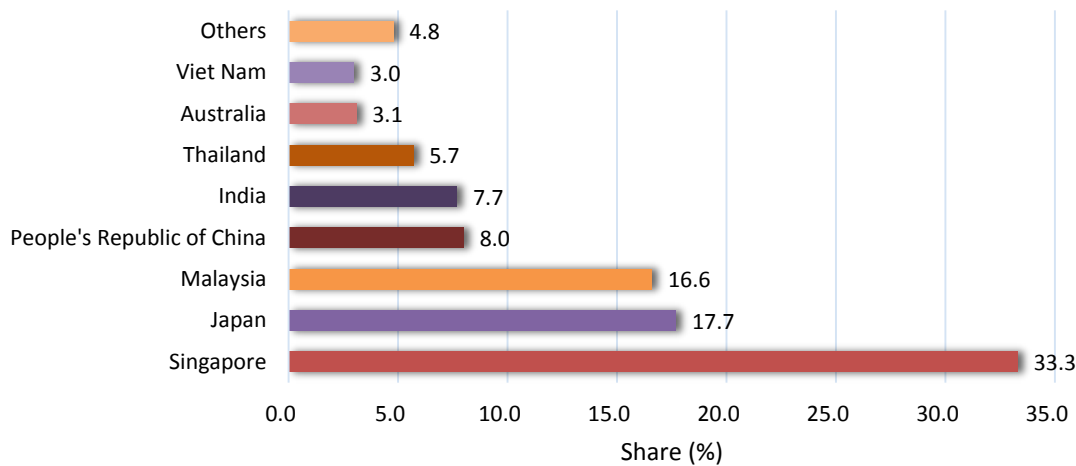


2. Total exports decreased by 9.6 per cent year-on-year to BND620.8 million compared to BND686.7 million in August 2019. This was mainly due to the decline in crude oil exports to BND137.8 million (August 2020) from BND314.4 million (August 2019) and also a decrease in Liquefied Natural Gas (LNG) to BND160.6 million (August 2020) from BND316.8 million (August 2019) in the same period.
3. The decline in exports of crude oil and LNG was due to the slow global demand and a decline in prices. The total exports volume of Crude Oil decreased to 70.09 thousand barrels per day (August 2020) from 115.89 thousand barrels per day (August 2019), while the average export prices of Crude Oil fell to USD46.99 per barrel (August 2020) from USD63.33 per barrel (August 2019). Meanwhile, exports volume of LNG declined to 752,055 MMBtu per day (August 2020) from 877,835 MMBtu per day (August 2019)

while the average export price dropped to USD5.03 per MMBtu (August 2020) from USD8.27 per MMBtu (August 2019).

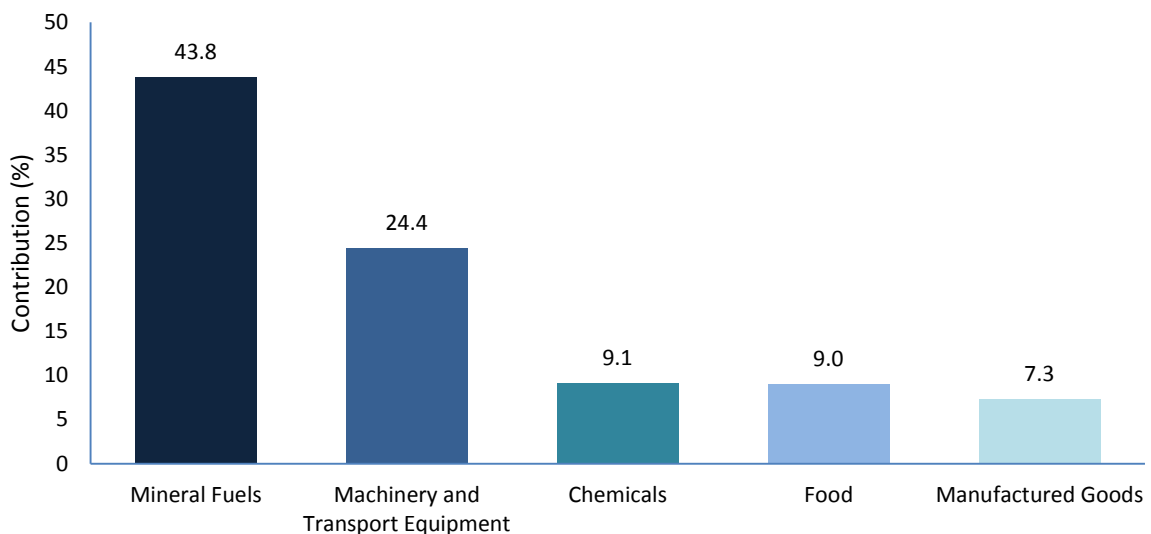
4. In terms of commodity by section, Mineral Fuels represents the major contributor to Brunei Darussalam's exports with 81.3 per cent, followed by Chemicals (16.4 per cent), Machinery and Transport Equipment (1.2 per cent), Miscellaneous Manufactured Articles (0.4 per cent) and Miscellaneous Transactions (0.3 per cent).
5. The main exports market in August 2020 was Singapore (33.3 per cent) followed by Japan (17.7 per cent) and Malaysia (16.6 per cent).

Share of Exports by Trading Partners



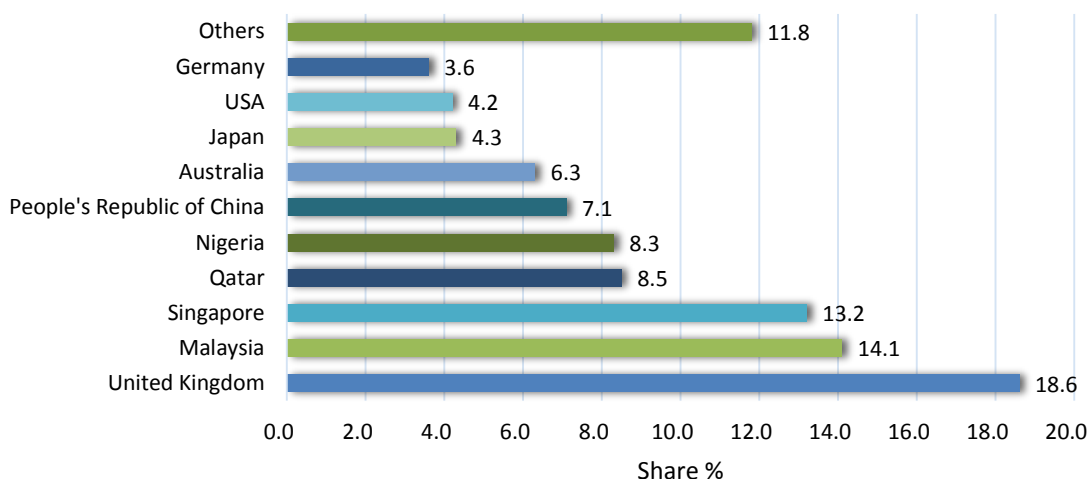
6. For imports, the total value increased to BND763.8 million (August 2020) from BND405.3 million (August 2019).
7. The five main imports by commodity were Mineral Fuels (43.8 per cent), followed by Machinery and Transport Equipment (24.4 per cent), Chemicals (9.1 per cent), Food (9.0 per cent), and Manufactured Goods (7.3 per cent).

Five Main Imports by Commodity



8. *By End Use category, imports of Intermediate Goods accounted for 57.5 per cent of the total imports, followed by Capital Goods (37.1 per cent) and Consumption Goods (5.4 per cent).*
9. *For imports by trading partners, the highest share was from United Kingdom (18.6 per cent), followed by Malaysia (14.1 per cent), and Singapore (13.2 per cent).*

Share of Imports by Trading Partners



10. *According to the mode of transport, the highest share was transported by sea, amounts to BND1,299.2 million (93.8 per cent). This was followed by air transport (BND59.8 million or 4.3 per cent) and via land (BND25.7 million or 1.9 per cent).*
11. *The International Merchandise Trade Statistics (IMTS) for Brunei Darussalam adopts the General System for recording trade statistics, which covers imports, domestic exports, and re-exports. The IMTS full report for August 2020 is available from the DEPS's website: www.deps.gov.bn.*