



SIARAN MEDIA

MEDIA RELEASE

PERANGKAAAN PERDAGANGAN BARANGAN

ANTARABANGSA

INTERNATIONAL MERCHANDISE TRADE STATISTICS (IMTS)

APRIL 2020

APRIL 2020

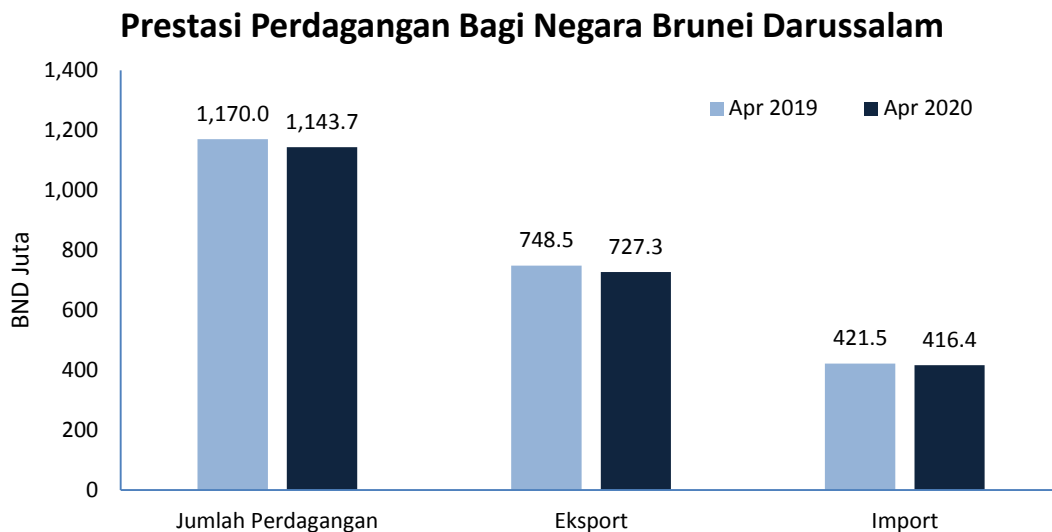


SIARAN MEDIA
JABATAN PERANCANGAN EKONOMI DAN STATISTIK
KEMENTERIAN KEWANGAN DAN EKONOMI

PERANGKAAAN PERDAGANGAN BARANGAN ANTARABANGSA
APRIL 2020

TAJUK UTAMA: JUMLAH PERDAGANGAN MENCATATKAN BND1.1 BILION PADA BULAN APRIL 2020

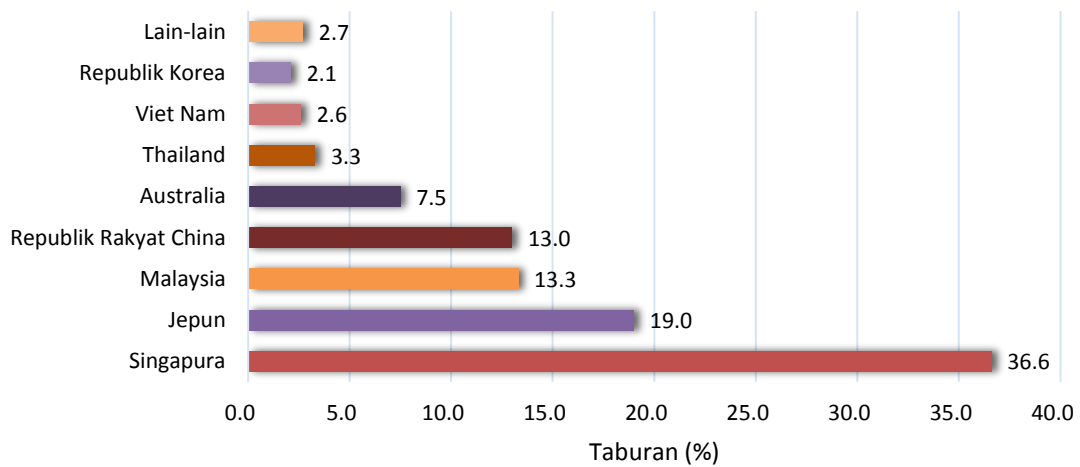
1. Negara Brunei Darussalam telah mencatatkan nilai jumlah perdagangan sebanyak BND1,143.7 juta, menurun sebanyak 2.2 peratus daripada BND1,170.0 juta pada bulan yang sama tahun 2019. Manakala, bagi perubahan bulan-ke-bulan, jumlah perdagangan bagi bulan April 2020 menurun sebanyak 19.3 peratus berbanding dengan bulan Mac 2020.



2. Jumlah eksport menurun sebanyak 2.8 peratus tahun-ke-tahun kepada BND727.3 juta berbanding BND748.5 juta pada April 2019. Ini adalah disebabkan oleh penurunan eksport Bahan Api Galian. Penurunan eksport bagi Minyak Mentah adalah disebabkan oleh penurunan purata harga kepada USD22.91/bbl daripada USD75.07/bbl. Walau bagaimanapun, jumlah isipadu Minyak Mentah meningkat sebanyak 30.3 peratus kepada 118.88 kbbbl/sehari daripada 91.25 kbbbl/sehari. Manakala, penurunan eksport bagi Gas Cecair Asli adalah disebabkan oleh penurunan purata harga kepada USD5.94/MMBtu pada April 2020 daripada USD9.61/MMBtu (April 2019) dan penurunan jumlah isipadu Gas Cecair Asli sebanyak 12.2 peratus.

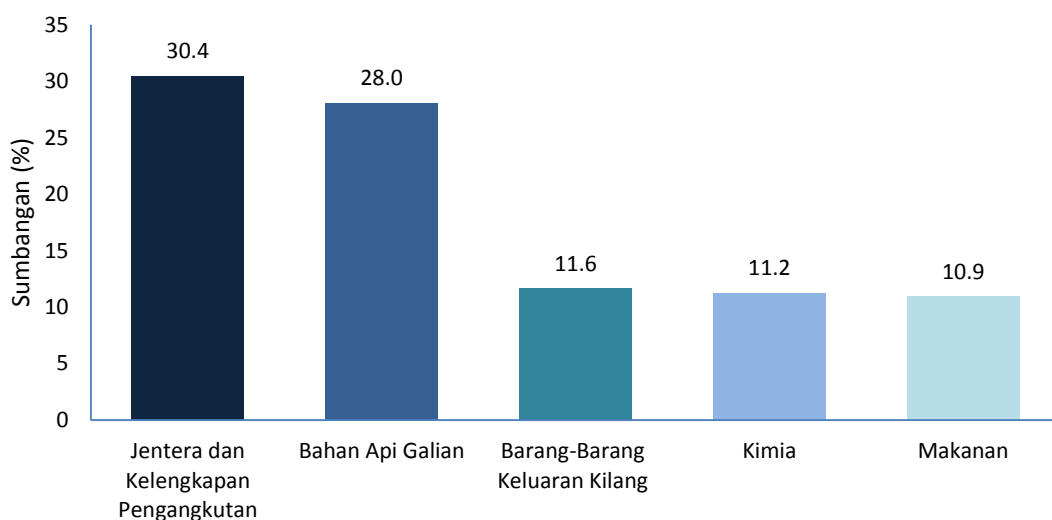
- Pasaran eksport terbesar bagi Negara Brunei Darussalam pada bulan April 2020 adalah ke Singapura (36.6 peratus) diikuti oleh Jepun (19.0 peratus) dan Malaysia (13.3 peratus).

Peratus Taburan Eksport Mengikut Rakan Dagangan



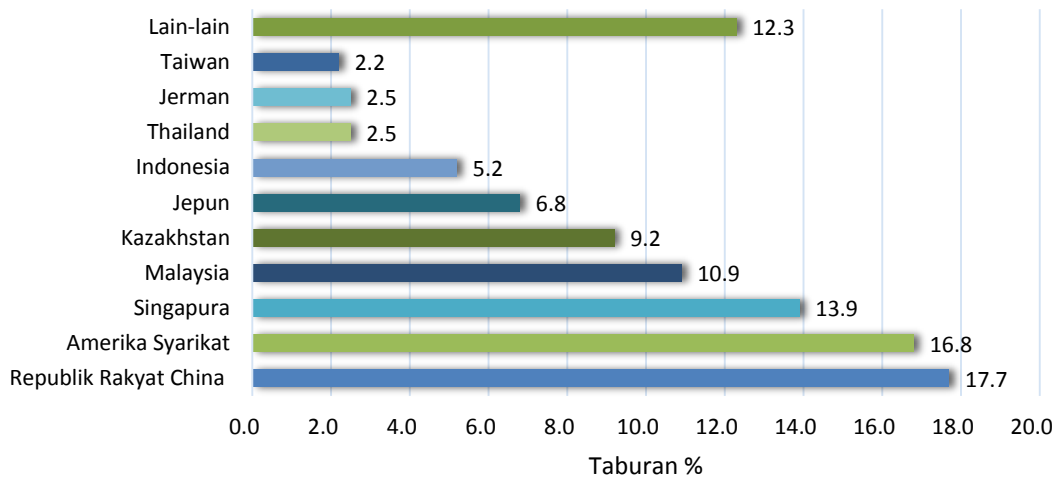
- Dari segi komoditi eksport, Bahan Api Galian merupakan penyumbang utama sebanyak 85.9 peratus diikuti dengan Kimia (12.5 peratus) dan Jentera dan Kelengkapan Pengangkutan (0.9 peratus).
- Manakala, jumlah import menurun sebanyak 1.2 peratus tahun-ke-tahun kepada BND416.4 juta.
- Lima komoditi import utama pada bulan ini adalah Jentera dan Kelengkapan Pengangkutan (30.4 peratus) diikuti oleh Bahan Api Galian (28.0 peratus), Barang-Barang Keluaran Kilang (11.6 peratus), Kimia (11.2 peratus) dan Makanan (10.9 peratus).

Lima Komoditi Import Utama



7. Mengikut Kategori Penggunaan Akhir, import Barang Perantara merangkumi 59.1 peratus dari jumlah import diikuti oleh import Barang Modal (33.8 peratus) dan Barang Penggunaan (7.1 peratus).
8. Dari segi import mengikut rakan dagangan, sumbangan terbesar adalah dari Republik Rakyat China (17.7 peratus) diikuti oleh Amerika Syarikat (16.8 peratus) dan Singapura (13.9 peratus).

Peratus Taburan Import Mengikut Rakan Dagangan



9. Dari segi barangan perdagangan mengikut mod pengangkutan pada bulan April 2020, mod pengangkutan laut mencatatkan jumlah terbesar iaitu sebanyak BND1,082.0 juta. Ini diikuti oleh mod pengangkutan udara iaitu sebanyak BND51.4 juta dan pengangkutan darat sebanyak BND10.3 juta.
10. Perangkaan Perdagangan Barangan Antarabangsa (*International Merchandise Trade Statistics, IMTS*) bagi Negara Brunei Darussalam menggunakan “*General System*” bagi merekodkan perangkaan perdagangan yang meliputi import, eksport domestik dan eksport semula. Laporan penuh IMTS bagi bulan April 2020 boleh didapati melalui laman sesawang JPES di www.deps.gov.bn.



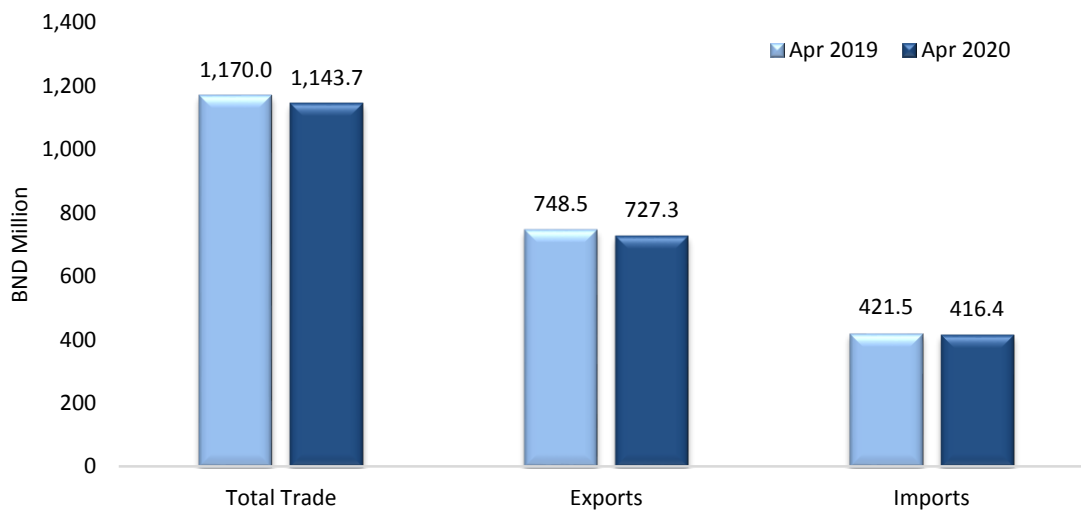
MEDIA RELEASE
DEPARTMENT OF ECONOMIC PLANNING AND STATISTICS
MINISTRY OF FINANCE AND ECONOMY

INTERNATIONAL MERCHANDISE TRADE STATISTICS (IMTS)
APRIL 2020

HEADLINE: TOTAL TRADE RECORDED BND1.1 BILLION IN APRIL 2020

1. Brunei Darussalam total trade valued at BND1,143.7 million, a decrease by 2.2 per cent from BND1,170.0 million during the same month last year. Meanwhile, for month-to-month changes, total trade for April 2020 decreased by 19.3 per cent compared to March 2020.

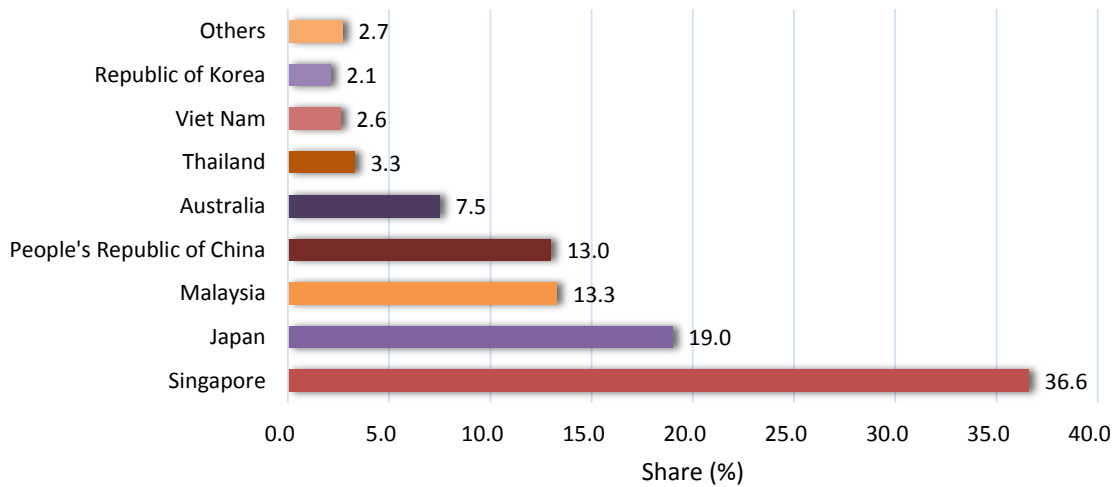
Brunei Darussalam's Trade Performance



2. Exports decreased by 2.8 per cent year-on-year to BND727.3 million compared to BND748.5million in April 2019 due to the decrease in mineral fuel exports. The decline in Crude Oil exports was due to the decrease in price to USD22.91/bbl from USD75.07/bbl. However, exports volume of crude oil increased by 30.3 per cent to 118.88 kbbbl/day from 91.25 kbbbl/day. Meanwhile, a decline in Liquefied Natural Gas (LNG) exports was due to a drop in price to USD5.94/MMBtu in April 2020 from USD9.61/MMBtu (April 2019) and a decline in LNG volume by 12.2 per cent.

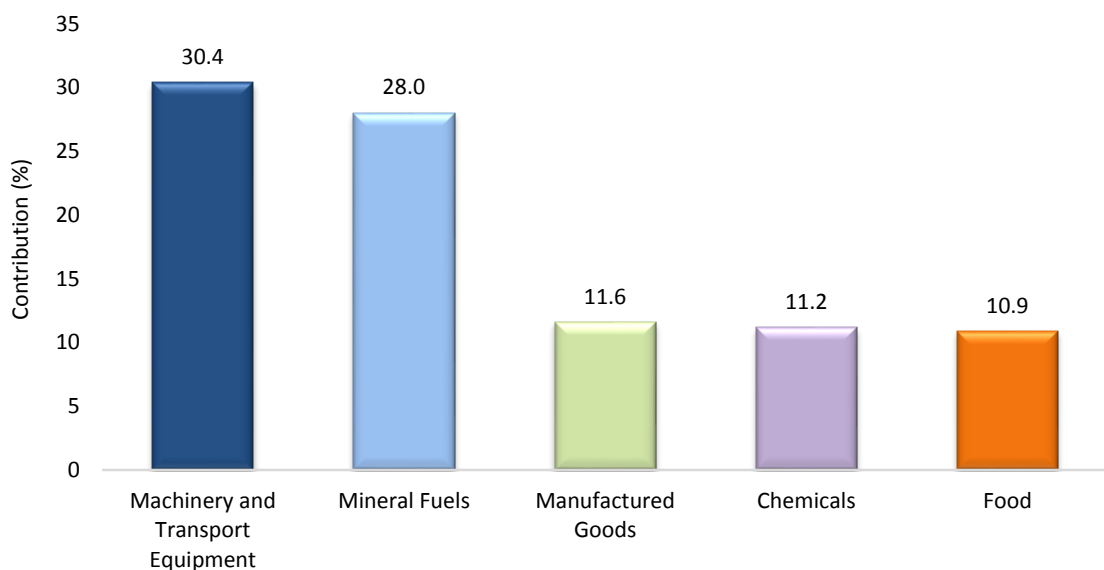
3. *The main export market for Brunei Darussalam in April 2020 was Singapore (36.6 per cent) followed by Japan (19.0 per cent) and Malaysia (13.3 per cent).*

Share of Exports by Trading Partners

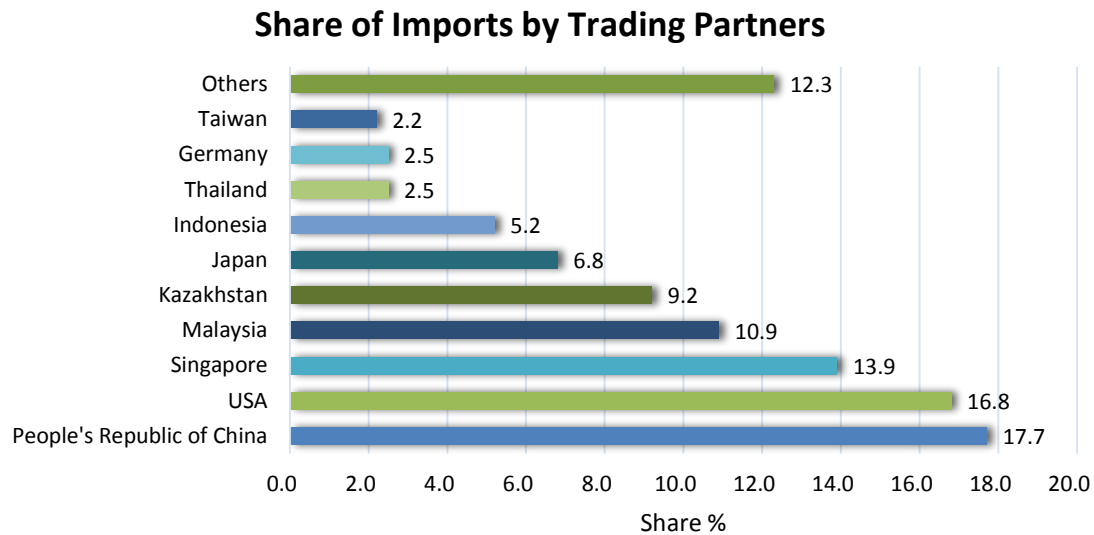


4. *In terms of commodity exports, Mineral Fuels represents the major contributor with 85.9 per cent followed by Chemicals (12.5 per cent) and Machinery and Transport Equipment (0.9 per cent).*
5. *Meanwhile, total imports increased by 1.2 per cent year-on-year to BND416.4 million.*
6. *The five main import commodities were Machinery and Transport Equipment (30.4 per cent), followed by Mineral Fuels (28.0 per cent), Manufactured Goods (11.6 per cent), Chemicals (11.2 per cent) and Food (10.9 per cent).*

Five Main Import Commodities



7. *By End Use category, imports of Intermediate Goods comprised of 59.1 per cent of the total imports followed by Capital Goods (33.8 per cent) and Consumption Goods (7.1 per cent).*
8. *For imports by trading partners, the highest share was from People's Republic of China (17.7 per cent), followed by USA (16.8 per cent) and Singapore (13.9 per cent).*



9. *In terms of merchandise trade in goods by mode of transport in April 2020, the mode of transport by sea recorded the biggest value amounting to BND1,082.0 million. This is followed by air (BND51.4 million) and by land (BND10.3 million).*
10. *The International Merchandise Trade Statistics (IMTS) for Brunei Darussalam adopts the General System for recording trade statistics, which covers imports, domestic exports, and re-exports. The IMTS full report for April 2020 is available from the DEPS's website: www.deps.gov.bn.*