



SIARAN MEDIA

MEDIA RELEASE

PERANGKAAAN PERDAGANGAN BARANGAN

ANTARABANGSA

INTERNATIONAL MERCHANDISE TRADE STATISTICS (IMTS)

NOVEMBER 2020

NOVEMBER 2020



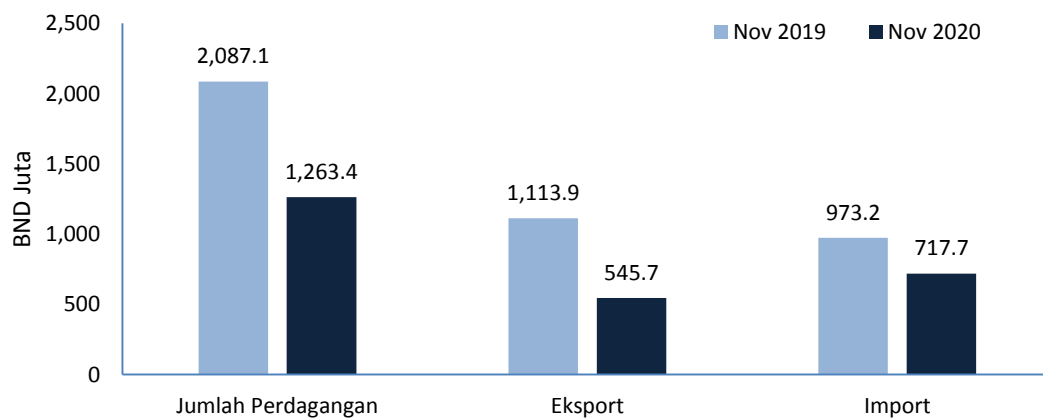
SIARAN MEDIA
JABATAN PERANCANGAN EKONOMI DAN STATISTIK
KEMENTERIAN KEWANGAN DAN EKONOMI

PERANGKAAAN PERDAGANGAN BARANGAN ANTARABANGSA
NOVEMBER 2020

TAJUK UTAMA: JUMLAH PERDAGANGAN MENURUN SEBANYAK 39.5 PERATUS PADA BULAN NOVEMBER 2020

1. Pada bulan November 2020, Negara Brunei Darussalam telah mencatatkan nilai jumlah perdagangan sebanyak BND1,263.4 juta, iaitu penurunan sebanyak 39.5 peratus daripada BND2,087.1 juta pada bulan yang sama tahun 2019. Manakala, bagi perubahan bulan-ke-bulan, jumlah perdagangan bagi bulan November 2020 menurun sebanyak 14.1 peratus berbanding dengan bulan Oktober 2020.

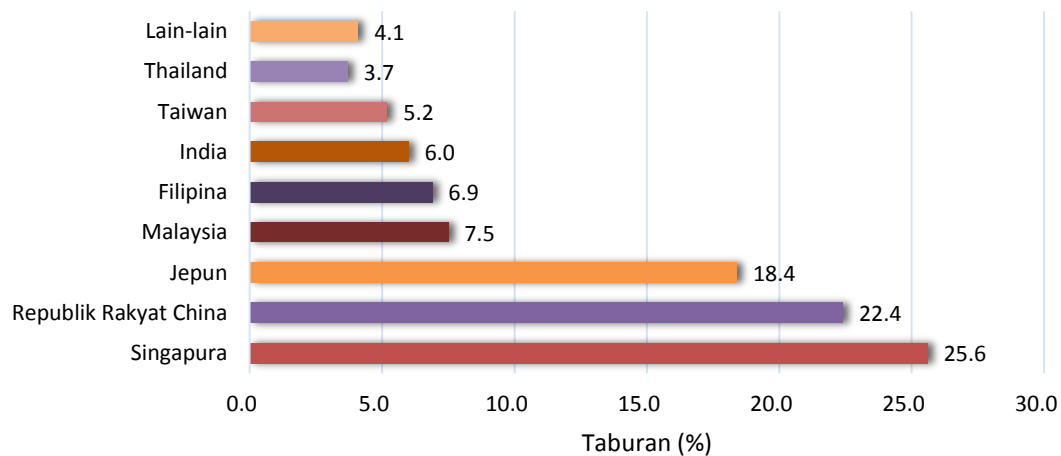
Prestasi Perdagangan Bagi Negara Brunei Darussalam



2. Jumlah eksport menurun sebanyak 51.1 peratus tahun-ke-tahun kepada BND545.7 juta berbanding BND1,113.9 juta pada November 2019. Ini disebabkan terutamanya oleh penurunan eksport Bahan Api Galian kepada BND405.8 juta (November 2020) daripada BND1,024.1 juta (November 2019).
3. Penurunan eksport Bahan Api Galian adalah disebabkan oleh penurunan eksport Minyak Mentah kepada BND64.5 juta (November 2020) daripada BND255.6 juta (November 2019) dan juga penurunan Gas Cecair Asli (LNG) kepada BND165.5 juta (Oktober 2020) daripada BND363.1 juta (November 2019).

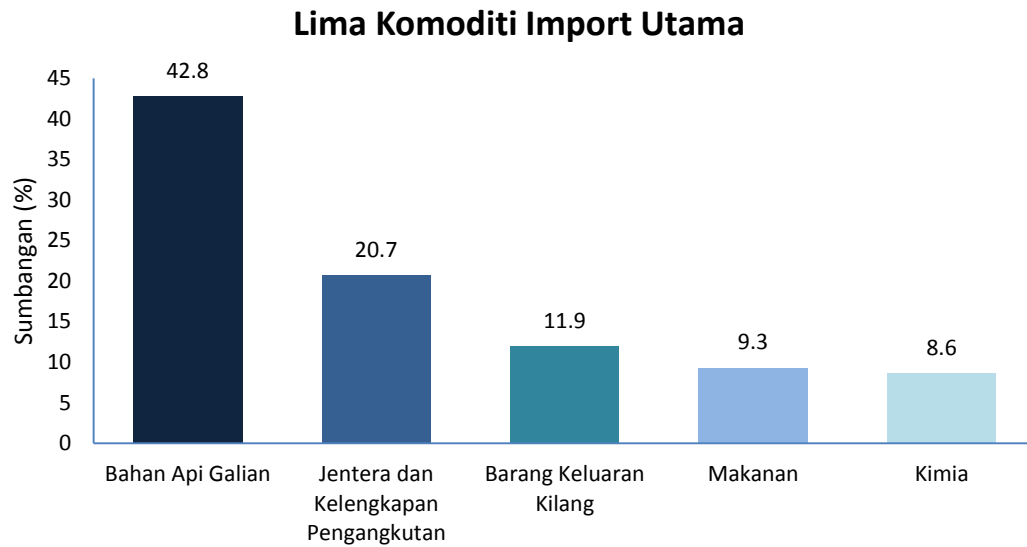
4. Penurunan eksport Minyak Mentah dan LNG tersebut adalah disebabkan oleh permintaan global yang perlahan dan penurunan harga. Jumlah isipadu eksport Minyak Mentah menurun kepada 48.78 ribu tong sehari (November 2020) daripada 91.22 ribu tong sehari (November 2019) sementara purata harga eksport Minyak Mentah menurun kepada USD41.32 setong (November 2020) daripada USD68.62 setong (November 2019). Manakala bagi LNG, purata harga eksport menurun kepada USD6.06 per MMBtu (November 2020) daripada USD9.55 per MMBtu (November 2019), sementara itu, jumlah isipadu eksport LNG pula menurun kepada 675,165 MMBtu sehari (November 2020) daripada 895,178 MMBtu sehari (November 2019).
5. Jumlah eksport juga disumbangkan oleh eksport Produk Petroleum dan Gas bernilai BND175.7 juta.
6. Dari segi komoditi mengikut seksyen, Bahan Api Galian merupakan penyumbang utama kepada eksport Negara Brunei Darussalam sebanyak 74.4 peratus diikuti dengan Kimia (21.7 peratus), Pelbagai Barang Keluaran Kilang (1.4 peratus), Jentera dan Kelengkapan Pengangkutan (1.4 peratus) dan Barang Keluaran Kilang (0.3 peratus).
7. Pasaran eksport utama pada bulan November 2020 adalah Singapura (25.6 peratus) diikuti oleh Republik Rakyat China (22.4 peratus) dan Jepun (18.4 peratus).

Peratus Taburan Eksport Mengikut Rakan Dagangan



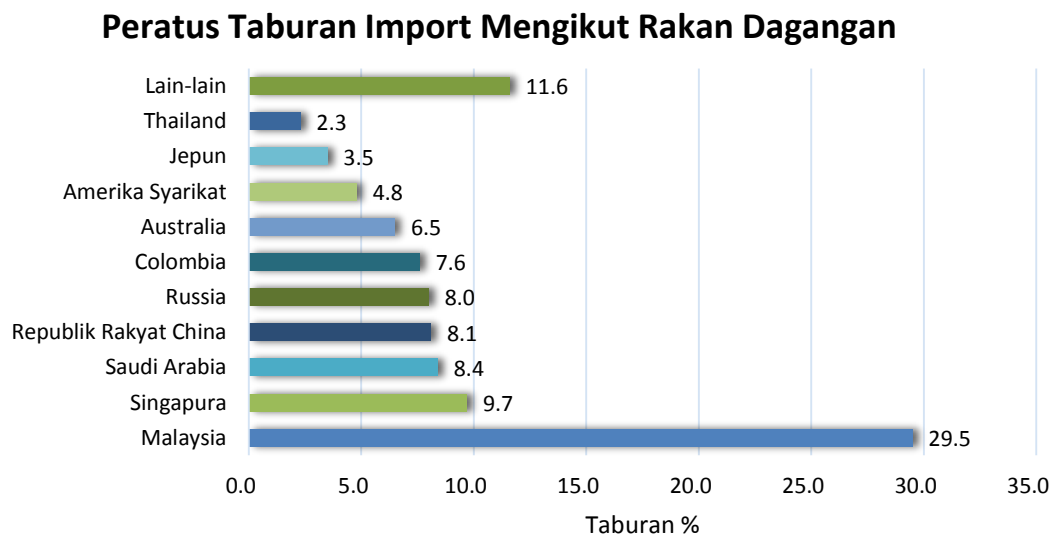
8. Bagi import, jumlah nilai menunjukkan penurunan kepada BND717.7 juta (November 2020) daripada BND973.2 juta (November 2019) terutamanya disebabkan oleh penurunan import Bahan Api Galian dan Jentera dan Kelengkapan Pengangkutan.

9. Lima komoditi import utama pada bulan ini adalah Bahan Api Galian (42.8 peratus) diikuti oleh Jentera dan Kelengkapan Pengangkutan (20.7 peratus), Barang Keluaran Kilang (11.9 peratus), Makanan (9.3 peratus), dan Kimia (8.6 peratus).



10. Mengikut Kategori Penggunaan Akhir, import Barang Perantaraan menyumbang sebanyak 57.3 peratus dari jumlah import diikuti oleh import Barang Modal (37.3 peratus) dan Barang Penggunaan (5.4 peratus).

11. Dari segi import mengikut rakan dagangan, sumbangan terbesar adalah dari Malaysia (29.5 peratus) diikuti oleh Singapura (9.7 peratus), dan Saudi Arabia (8.4 peratus).



12. Mengikut mod pengangkutan, pada bulan November 2020, peratus yang tertinggi adalah mod pengangkutan laut berjumlah BND1,159.7 juta (91.8 peratus). Ini diikuti oleh pengangkutan udara iaitu (BND75.2 juta atau 6.0 peratus) dan melalui darat (BND28.5 juta atau 2.3 peratus).

13. Perangkaan Perdagangan Barangan Antarabangsa (*International Merchandise Trade Statistics, IMTS*) bagi Negara Brunei Darussalam menggunakan “*General System*” bagi merekodkan perangkaan perdagangan yang meliputi import, eksport domestik dan eksport semula. Laporan penuh IMTS bagi bulan November 2020 boleh didapati melalui laman sesawang JPES di www.deps.gov.bn.

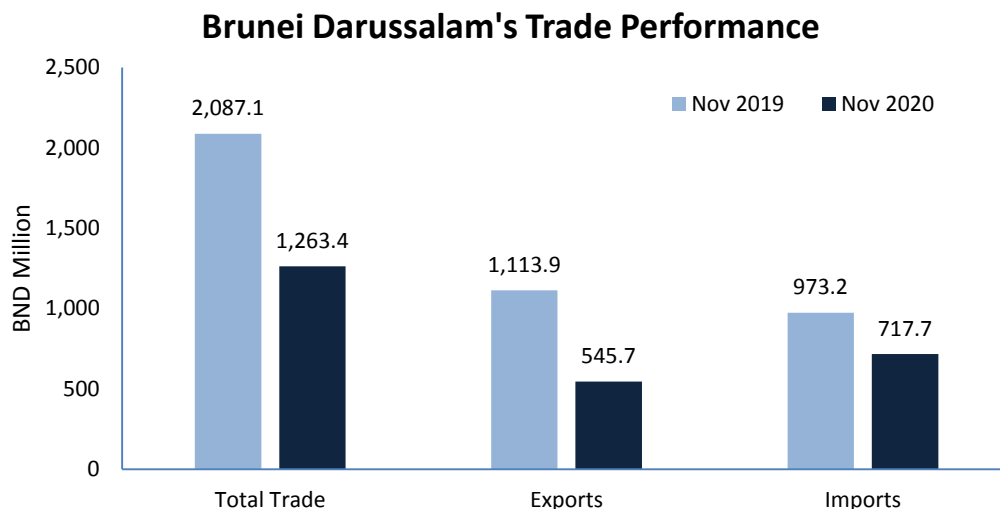


MEDIA RELEASE
DEPARTMENT OF ECONOMIC PLANNING AND STATISTICS
MINISTRY OF FINANCE AND ECONOMY

INTERNATIONAL MERCHANDISE TRADE STATISTICS (IMTS)
NOVEMBER 2020

HEADLINE: TOTAL TRADE DECREASES BY 39.5 PER CENT IN NOVEMBER 2020

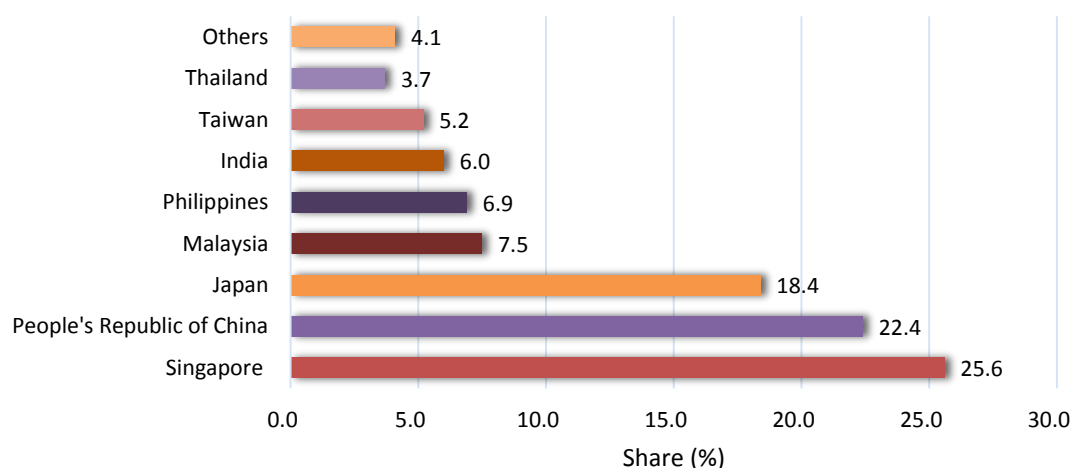
1. In October 2020, Brunei Darussalam total trade valued at BND1,263.4 million, a decrease by 39.5 per cent from BND2,087.1 million during the same month last year. Meanwhile, for month-to-month changes, total trade for November 2020 decreased by 14.1 per cent compared to October 2020.



2. Total exports decreased by 51.1 per cent year-on-year to BND545.7 million compared to BND1,113.9 million in November 2019. This was mainly due to the decline in mineral fuel exports to BND405.8 million (November 2020) from BND1,024.1 million (November 2019).
3. The decline in mineral fuel exports were due to a decrease in crude oil exports from BND64.5 million (November 2020) from BND255.6 million (November 2019) and a decrease in Liquefied Natural Gas (LNG) to BND165.5 million (November 2020) from BND363.1 million (November 2019).

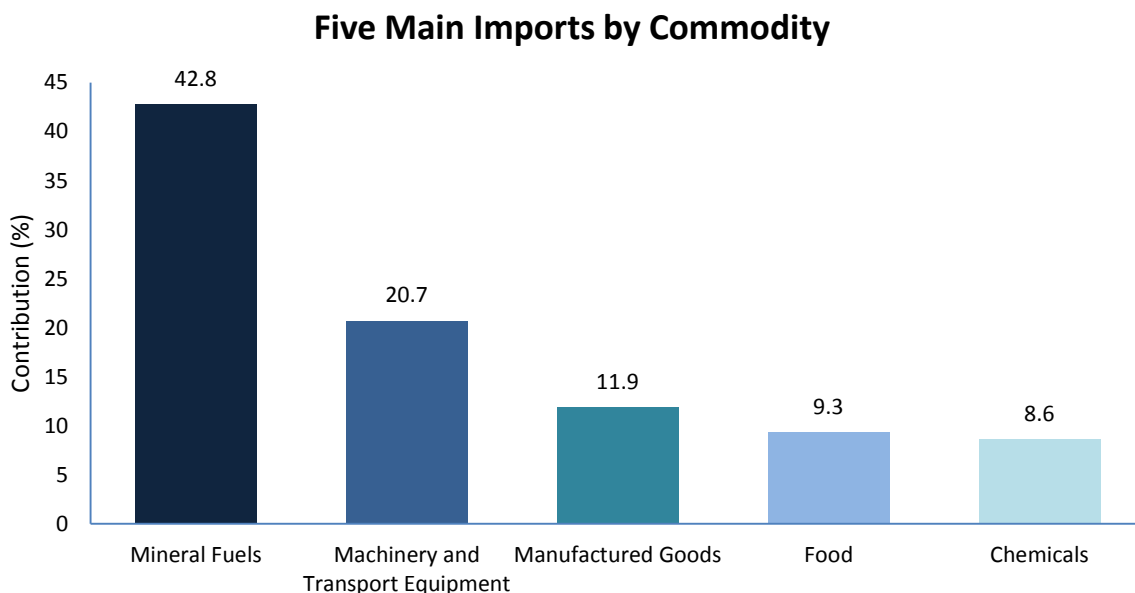
4. *The decline in exports of Crude oil and LNG was due to the slow global demand and a decline in prices. The total exports volume of Crude Oil decreased to 48.78 thousand barrels per day (November 2020) from 91.22 thousand barrels per day (November 2019), while the average exports price of Crude Oil fell to USD41.32 per barrel (November 2020) from USD68.62 per barrel (October 2019). Meanwhile for LNG, the average exports price declined to USD6.06/MMBtu (November 2020) from USD9.55/MMBtu (November 2019) while the exports volume of LNG decreased to 675,165 MMBtu per day (November 2020) from 895,178 MMBtu per day (November 2019).*
5. *Total exports was also contributed by the exports of Other Petroleum and Gas Products valued at BND175.7 million.*
6. *In terms of commodity by section, Mineral Fuels represents the major contributor to Brunei Darussalam's exports with 74.4 per cent, followed by Chemicals (21.7 per cent), Miscellaneous Manufactured Articles (1.4 per cent), Machinery and Transport Equipment (1.4 per cent) and Manufactured Goods (0.3 per cent).*
7. *The main exports market in October 2020 was Japan (27.0 per cent) followed by People's Republic of China (16.0 per cent) and Thailand (15.0 per cent).*

Share of Exports by Trading Partners



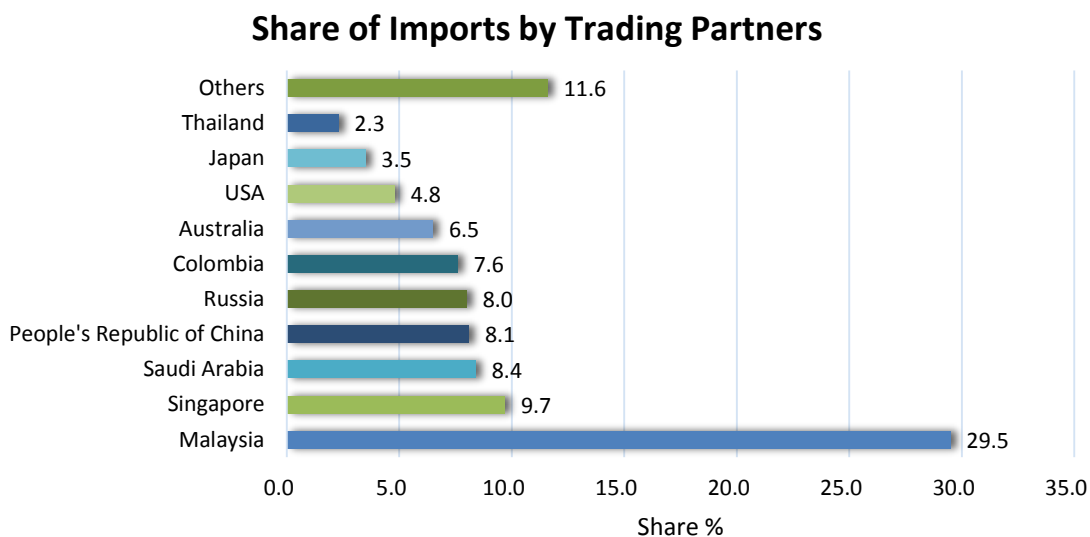
8. *For imports, the total value increased to BND717.7 million (November 2020) from BND973.2 million (November 2019) mainly driven by an increase in imports of Mineral Fuels and Machinery and Transport Equipment.*

9. The five main imports by commodity were Mineral Fuels (42.8 per cent), followed by Machinery and Transport Equipment (20.7 per cent), Manufactured Goods (11.9 per cent), Food (9.3 per cent), and Chemicals (8.6 per cent).



10. By End Use category, imports of Intermediate Goods accounted for 57.3 per cent of the total imports, followed by Capital Goods (37.3 per cent) and Consumption Goods (5.4 per cent).

11. For imports by trading partners, the highest share was from Malaysia (29.5 per cent), followed by Singapore (9.7 per cent), and Saudi Arabia (8.4 per cent).



12. *According to the mode of transport, the highest share was transport by sea, which amounts to BND1,159.7 million (91.8 per cent). This was followed by air transport (BND75.2 million or 6.0 per cent) and via land (BND28.5 million or 2.3 per cent).*

13. *The International Merchandise Trade Statistics (IMTS) for Brunei Darussalam adopts the General System for recording trade statistics, which covers imports, domestic exports, and re-exports. The IMTS full report for November 2020 is available from the DEPS's website: www.deps.gov.bn.*