



SIARAN MEDIA
MEDIA RELEASE

PERANGKAAN PERDAGANGAN BARANGAN
ANTARABANGSA
INTERNATIONAL MERCHANDISE TRADE STATISTICS (IMTS)

DISEMBER DAN TAHUNAN
DECEMBER AND ANNUAL
2020



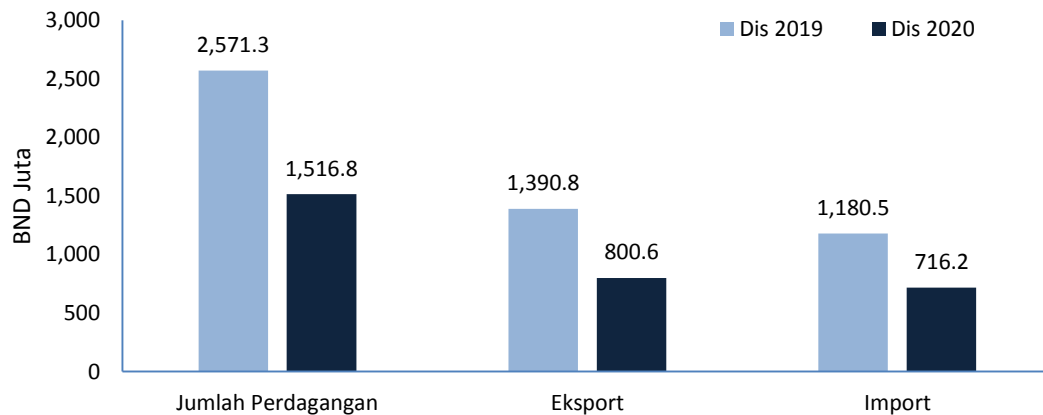
SIARAN MEDIA
JABATAN PERANCANGAN EKONOMI DAN STATISTIK
KEMENTERIAN KEWANGAN DAN EKONOMI

PERANGKAAAN PERDAGANGAN BARANGAN ANTARABANGSA
DISEMBER DAN TAHUNAN 2020

TAJUK UTAMA: JUMLAH PERDAGANGAN MENURUN SEBANYAK 2.3 PERATUS BAGI TAHUN 2020

1. Pada bulan Disember 2020, Negara Brunei Darussalam telah mencatatkan nilai jumlah perdagangan sebanyak BND1,516.8 juta, iaitu penurunan sebanyak 41.0 peratus daripada BND2,571.3 juta pada bulan yang sama tahun 2019. Manakala, bagi perubahan bulan-ke-bulan, jumlah perdagangan bagi bulan Disember 2020 meningkat sebanyak 20.1 peratus berbanding dengan bulan November 2020.

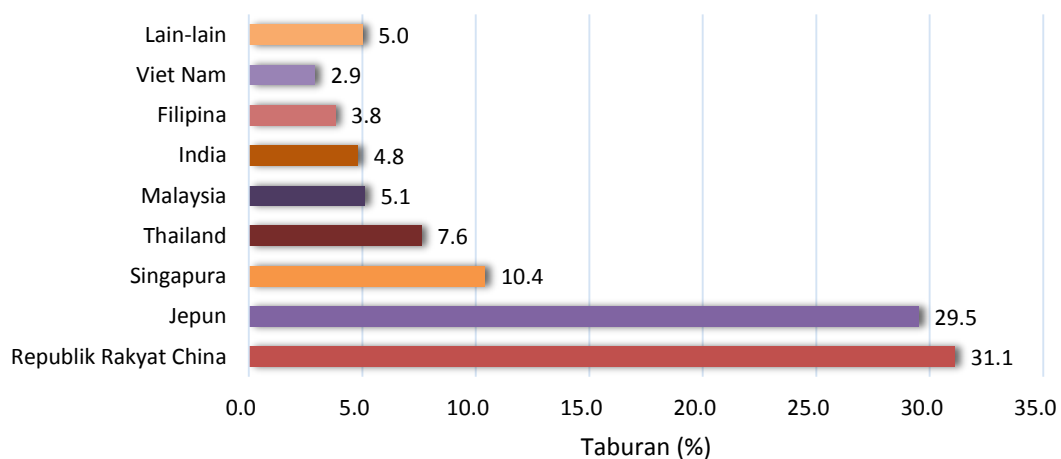
Prestasi Perdagangan Bagi Negara Brunei Darussalam



2. Jumlah eksport menurun sebanyak 42.4 peratus tahun-ke-tahun kepada BND800.6 juta berbanding BND1,390.8 juta pada Disember 2019. Ini disebabkan terutamanya oleh penurunan eksport Bahan Api Galian kepada BND647.3 juta (Disember 2020) daripada BND1,308.3 juta (Disember 2019).
3. Penurunan eksport Bahan Api Galian adalah disebabkan oleh penurunan eksport Minyak Mentah kepada BND140.7 juta (Disember 2020) daripada BND383.8 juta (Disember 2019) dan juga penurunan Gas Cecair Asli (LNG) kepada BND270.6 juta (Disember 2020) daripada BND414.4 juta (Disember 2019).

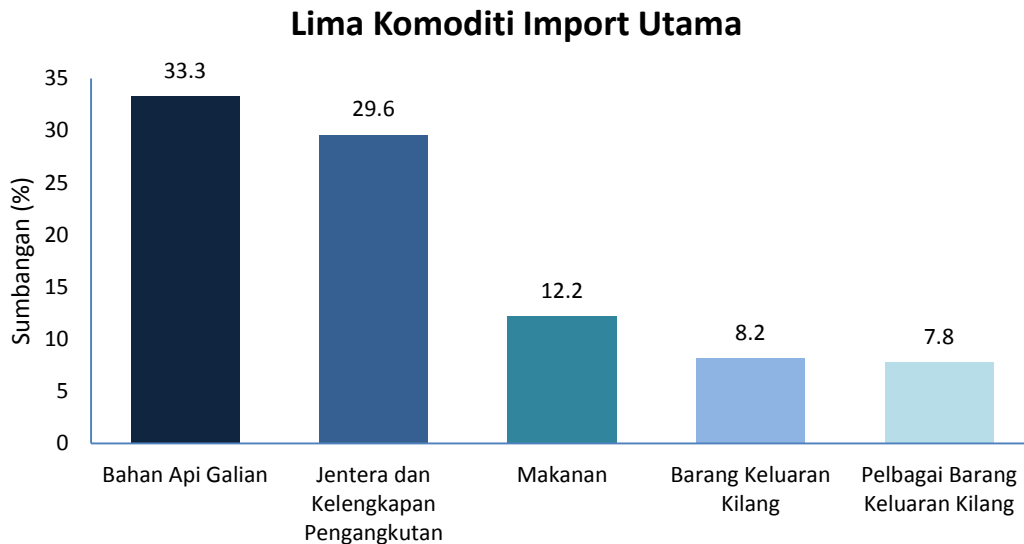
4. Penurunan eksport Minyak Mentah dan LNG tersebut adalah disebabkan oleh permintaan global yang perlahan dan penurunan harga. Jumlah isipadu eksport Minyak Mentah menurun kepada 73.30 ribu tong sehari (Disember 2020) daripada 123.40 ribu tong sehari (Disember 2019) sementara purata harga eksport Minyak Mentah menurun kepada USD49.32 setong (Disember 2020) daripada USD73.95 setong (Disember 2019). Manakala bagi LNG, purata harga eksport menurun kepada USD6.74 per MMBtu (Disember 2020) daripada USD9.05 per MMBtu (Disember 2019), sementara itu, jumlah isipadu eksport LNG pula menurun kepada 971,899 MMBtu sehari (Disember 2020) daripada 1,088,473 MMBtu sehari (Disember 2019).
5. Jumlah eksport juga disumbangkan oleh eksport produk petroleum dan gas bernilai BND 182.4 juta.
6. Dari segi komoditi mengikut seksyen, Bahan Api Galian merupakan penyumbang utama kepada eksport Negara Brunei Darussalam sebanyak 80.9 peratus diikuti dengan Kimia (16.8 peratus), Jentera dan Kelengkapan Pengangkutan (1.1 peratus), Barang - Barang Keluaran Kilang (0.4 peratus) dan Pelbagai Barang Keluaran Kilang (0.3 peratus).
7. Pasaran eksport utama pada bulan Disember 2020 adalah Republik Rakyat China (31.1 peratus) diikuti oleh Jepun (29.5 peratus) dan Singapura (10.4 peratus).

Peratus Taburan Eksport Mengikut Rakan Dagangan



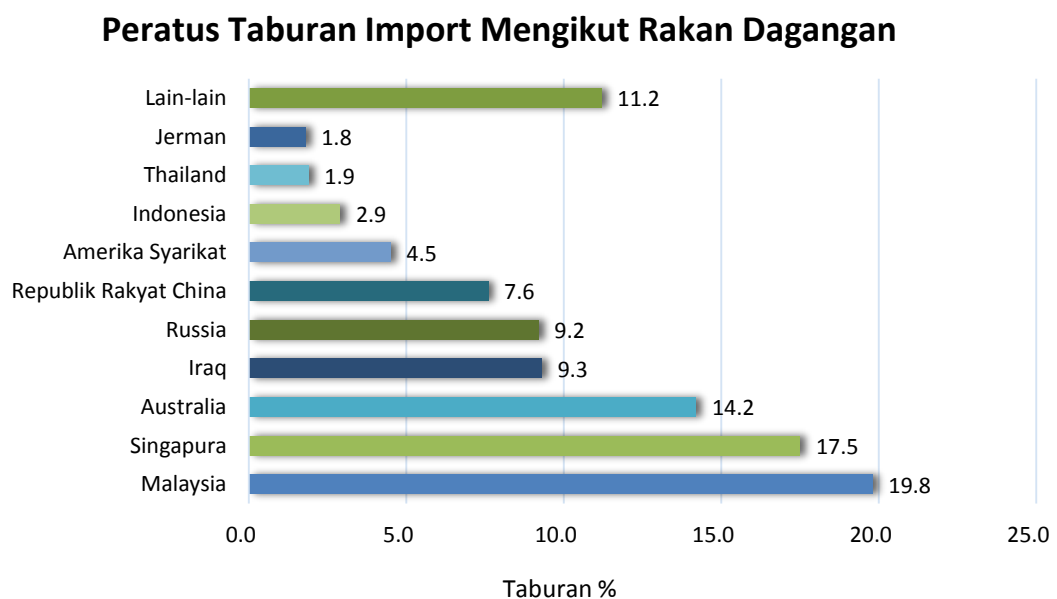
8. Bagi import, jumlah nilai menunjukkan penurunan kepada BND716.2 juta (Disember 2020) daripada BND1,180.5 juta (Disember 2019) terutamanya disebabkan oleh penurunan import Bahan Api Galian dan Barang - Barang Keluaran Kilang.

9. Lima komoditi import utama pada bulan ini adalah Bahan Api Galian (33.3 peratus) diikuti oleh Jentera dan Kelengkapan Pengangkutan (29.6 peratus), Makanan (12.2 peratus), Barang – Barang Keluaran Kilang (8.2 peratus), dan Pelbagai Barang Keluaran Kilang (7.8 peratus).



10. Mengikut Kategori Penggunaan Akhir, import Barang Perantaraan menyumbang sebanyak 57.0 peratus dari jumlah import diikuti oleh import Barang Modal (36.6 peratus) dan Barang Penggunaan (6.4 peratus).

11. Dari segi import mengikut rakan dagangan, sumbangan terbesar adalah dari Malaysia (19.8 peratus) diikuti oleh Singapura (17.5 peratus), dan Australia (14.2 peratus).



12. Mengikut mod pengangkutan, pada bulan Disember 2020, peratus yang tertinggi adalah mod pengangkutan laut berjumlah BND1,415.4 juta (93.3 peratus). Ini diikuti oleh pengangkutan udara (BND70.5 juta atau 4.6 peratus) dan melalui darat (BND30.9 juta atau 2.0 peratus).
13. Bagi keseluruhan tahun 2020, nilai jumlah perdagangan adalah sebanyak BND16,460.4 juta, iaitu penurunan sebanyak 2.3 peratus berbanding BND16,843.1 juta pada tahun 2019. Jumlah eksport menurun sebanyak 7.7 peratus kepada BND9,121.8 juta berbanding BND9,886.2 juta pada tahun 2019 manakala jumlah import meningkat sebanyak 5.5 peratus dari BND6,956.6 juta (2019) kepada BND7,338.6 juta pada tahun 2020.
14. Perangkaan Perdagangan Barangan Antarabangsa (*International Merchandise Trade Statistics, IMTS*) bagi Negara Brunei Darussalam menggunakan “*General System*” bagi merekodkan perangkaan perdagangan yang meliputi import, eksport domestik dan eksport semula. Laporan penuh IMTS bagi bulan Disember dan Tahunan 2020 boleh didapati melalui laman sesawang JPES di www.deps.gov.bn.

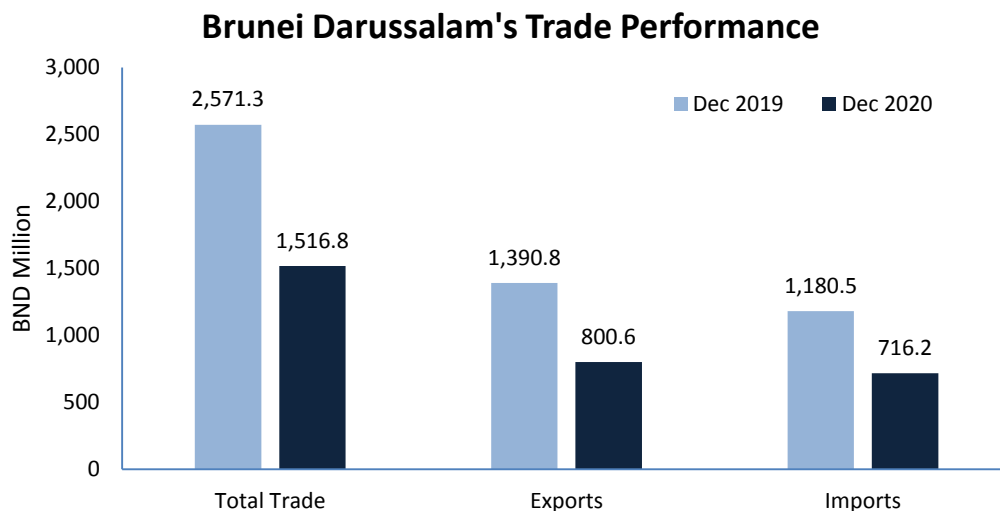


MEDIA RELEASE
DEPARTMENT OF ECONOMIC PLANNING AND STATISTICS
MINISTRY OF FINANCE AND ECONOMY

INTERNATIONAL MERCHANDISE TRADE STATISTICS (IMTS)
DECEMBER AND ANNUAL 2020

HEADLINE: TOTAL TRADE DECREASED BY 2.3 PER CENT IN 2020

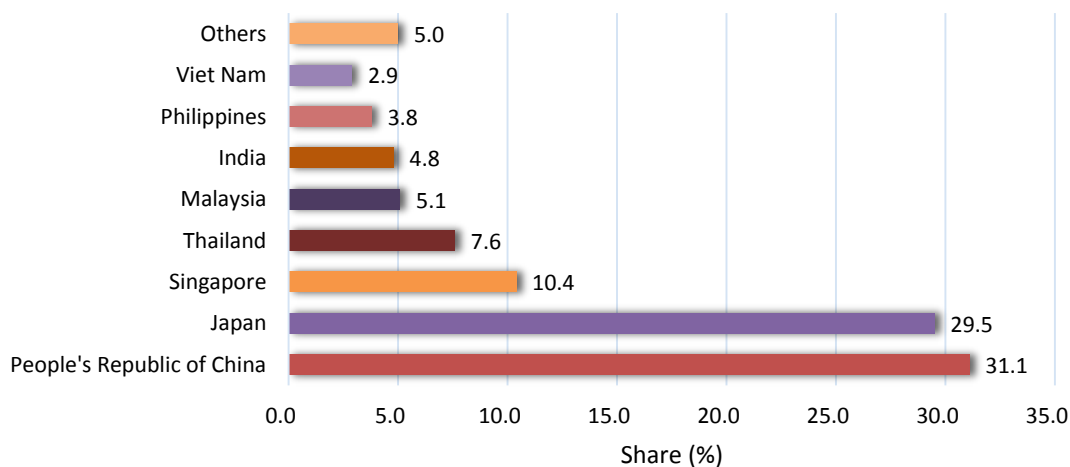
1. In December 2020, Brunei Darussalam's total trade was valued at BND1,516.8 million, a decrease by 41.0 per cent from BND2,571.3 during the same month last year. Meanwhile, for month-to-month changes, total trade for December 2020 increased by 20.1 per cent compared to November 2020.



2. Total exports decreased by 42.4 per cent year-on-year to BND800.6 million compared to BND1,390.8 million in December 2019. This was mainly due to the decline in mineral fuel exports to BND647.3 million (December 2020) from BND1,308.3 million (December 2019).
3. The decline in mineral fuel exports were due to a decrease in crude oil exports from BND140.7 million (December 2020) from BND383.8 million (December 2019) and a decrease in Liquefied Natural Gas (LNG) to BND270.6 million (December 2020) from BND414.4 million (December 2019).

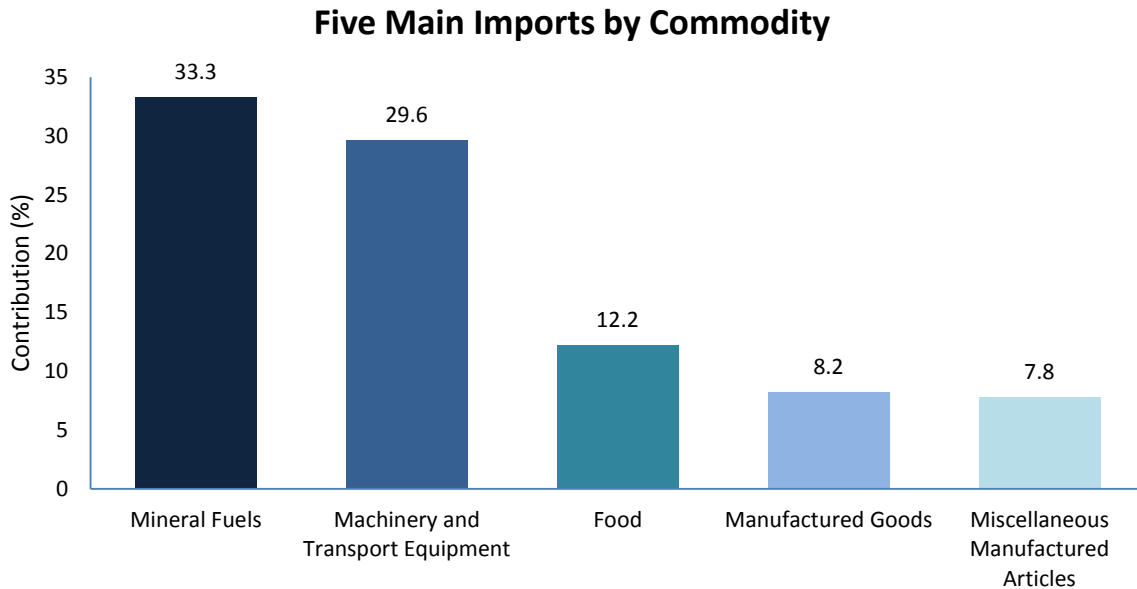
4. *The decline in exports of Crude oil and LNG was due to the slow global demand and a decline in prices. The total exports volume of Crude Oil decreased to 73.30 thousand barrels per day (December 2020) from 123.40 thousand barrels per day (December 2019), while the average exports price of Crude Oil fell to USD49.32 per barrel (December 2020) from USD73.95 per barrel (December 2019). Meanwhile for LNG, the average exports price declined to USD6.74/MMBtu (December 2020) from USD9.05/MMBtu (December 2019) while the exports volume of LNG decreased to 971,899 MMBtu per day (December 2020) from 1,088,473 MMBtu per day (December 2019).*
5. *Total exports was also contributed by the exports of Other petroleum and gas products valued at BND 182.4 million.*
6. *In terms of commodity by section, Mineral Fuels represents the major contributor to Brunei Darussalam's exports with 80.9 per cent, followed by Chemicals (16.8 per cent), Machinery and Transport Equipment (1.1 per cent), Manufactured Goods (0.4 per cent) and Miscellaneous Manufactured Articles (0.3 per cent).*
7. *The main exports market in December 2020 was People's Republic of China (31.1 per cent) followed by Japan (29.5 per cent) and Singapore (10.4 per cent).*

Share of Exports by Trading Partners



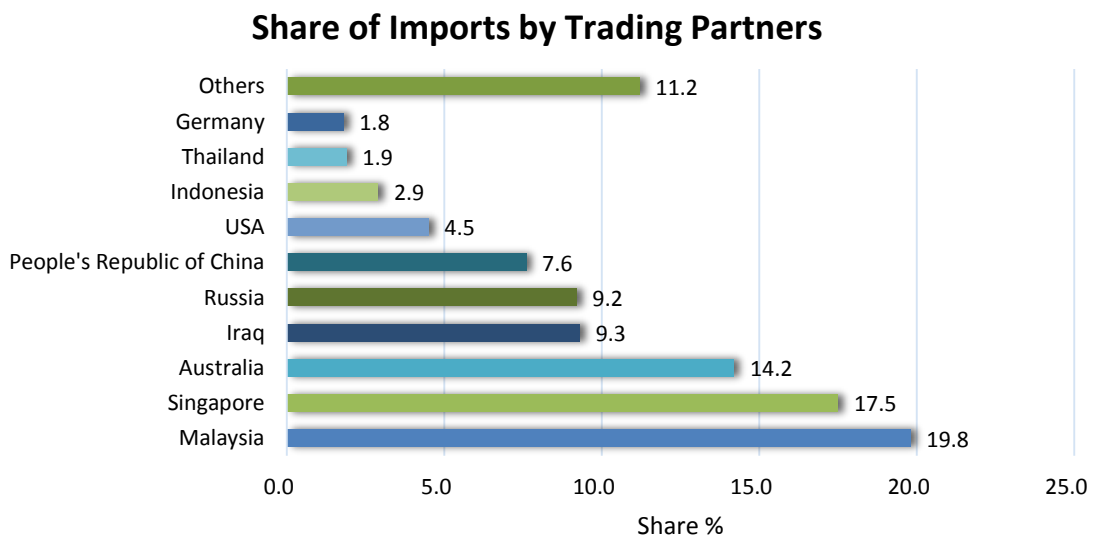
8. *For imports, the total value decreased to BND716.2 million (December 2020) from BND1,180.5 million (December 2019) mainly driven by a decrease in imports of Mineral Fuels and Manufactured Goods.*

9. The five main imports by commodity were Mineral Fuels (33.3 per cent), followed by Machinery and Transport Equipment (29.6 per cent), Food (12.2 per cent), Manufactured Goods (8.2 per cent), and Miscellaneous Manufactured Articles (7.8 per cent).



10. By End Use category, imports of Intermediate Goods accounted for 57.0 per cent of the total imports, followed by Capital Goods (36.6 per cent) and Consumption Goods (6.4 per cent).

11. For imports by trading partners, the highest share was from Malaysia (19.8 per cent), followed by Singapore (17.5 per cent), and Australia (14.2 per cent).



12. According to the mode of transport, the highest share was transport by sea, which amounts to BND1,415.4 million (93.3 per cent). This was followed by air transport (BND70.5 million or 4.6 per cent) and via land (BND30.9 million or 2.0 per cent).
13. For whole year 2020, the total trade was valued at BND16,460.4 million, a decrease by 2.3 per cent compared to BND16,843.1 million in 2019. The total exports showed a decrease by 7.7 per cent to BND9,121.8 million compared to BND9,886.2 million in 2019 while the total imports increased by 5.5 per cent from BND6,956.6 million (2019) to BND7,338.6 million in 2020.
14. The International Merchandise Trade Statistics (IMTS) for Brunei Darussalam adopts the General System for recording trade statistics, which covers imports, domestic exports, and re-exports. The IMTS full report for December and annual 2020 is available from the DEPS's website: www.deps.gov.bn.