



SIARAN MEDIA

MEDIA RELEASE

PERANGKAAAN PERDAGANGAN BARANGAN

ANTARABANGSA

INTERNATIONAL MERCHANDISE TRADE STATISTICS (IMTS)

DISEMBER 2019

DECEMBER 2019



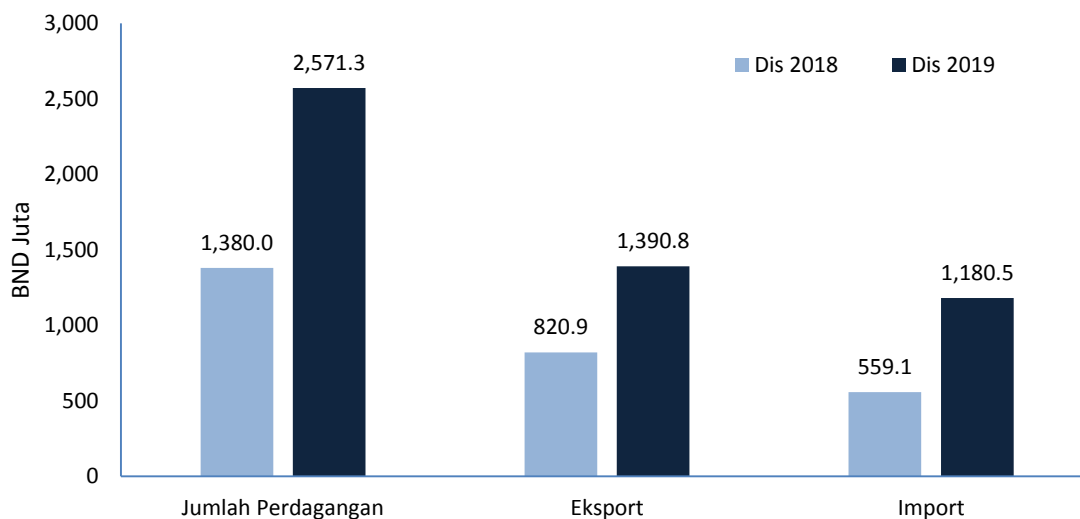
**SIARAN MEDIA
JABATAN PERANCANGAN EKONOMI DAN STATISTIK
KEMENTERIAN KEWANGAN DAN EKONOMI**

**PERANGKAAAN PERDAGANGAN BARANGAN ANTARABANGSA
DISEMBER 2019**

**TAJUK UTAMA: JUMLAH PERDAGANGAN PADA BULAN DISEMBER 2019 MELEPASI
BND2.5 BILION BUAT PERTAMA KALI DIPACU OLEH AKTIVITI HILIRAN
(DOWNSTREAM)**

1. Negara Brunei Darussalam telah mencatatkan jumlah perdagangan yang tertinggi sejak Disember 2012 apabila mencatat nilai sebanyak BND2,571.3 juta, meningkat 86.3 peratus daripada BND1,380.0 juta pada bulan yang sama tahun 2018. Ini mengambilkira produk eksport petroleum dan gas hasil daripada aktiviti hiliran. Manakala, bagi perubahan bulan-ke bulan, jumlah perdagangan bagi bulan Disember 2019 meningkat sebanyak 23.2 peratus berbanding dengan bulan November 2019.

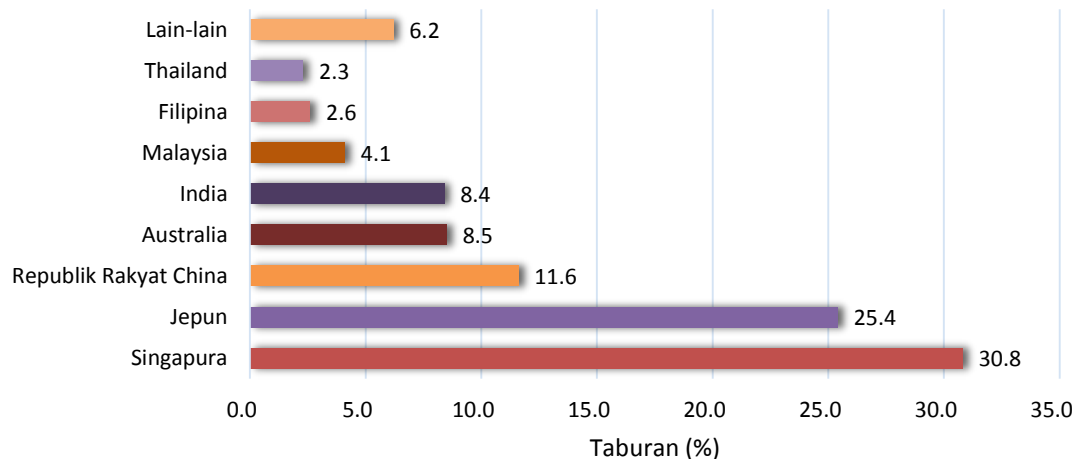
Prestasi Perdagangan Bagi Negara Brunei Darussalam



2. Jumlah Eksport meningkat sebanyak 69.4 peratus tahun-ke-tahun kepada BND1,390.8 juta berbanding BND820.9 juta pada Disember 2018. Ini adalah disebabkan oleh peningkatan eksport Bahan Api Galian sebanyak 72.3 peratus tahun-ke-tahun terutamanya disumbangkan oleh **eksport** produk petroleum dan gas dan Minyak Mentah. Peningkatan bagi eksport produk petroleum dan gas adalah hasil daripada aktiviti hiliran manakala Minyak Mentah adalah disebabkan oleh eksport isipadu dan purata harga minyak yang tinggi.

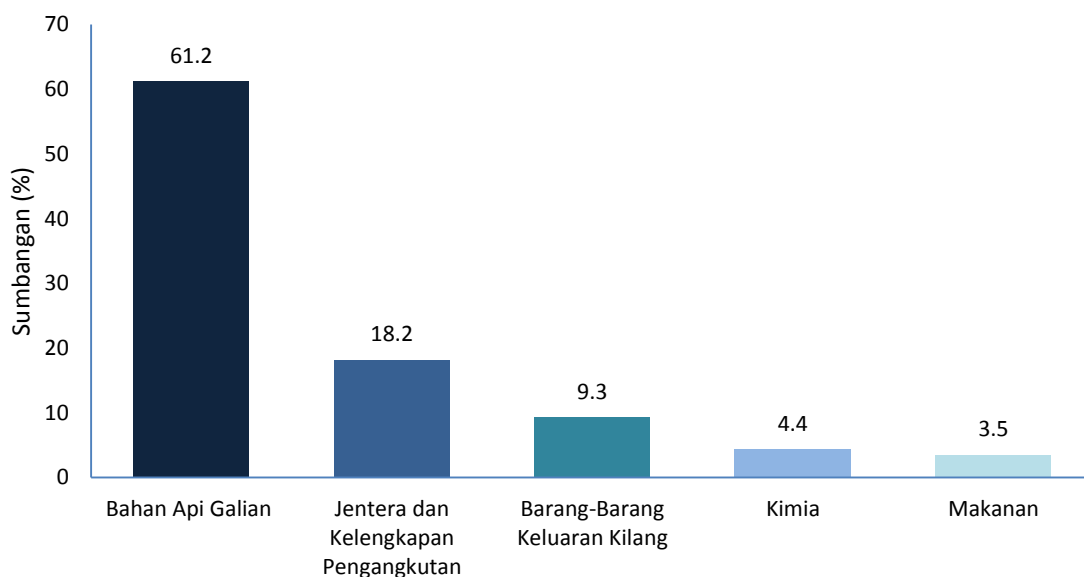
- Pasaran eksport terbesar bagi Negara Brunei Darussalam pada bulan Disember 2019 adalah Singapura (30.8 peratus) diikuti oleh Jepun (25.4 peratus) dan Republik Rakyat China (11.6 peratus).
- Dari segi komoditi eksport, Bahan Api Galian merupakan penyumbang utama sebanyak 94.1 peratus diikuti dengan Kimia (4.5 peratus) dan Jentera dan Kelengkapan Pengangkutan (1.0 peratus).

Peratus Taburan Eksport Mengikut Rakan Dagangan

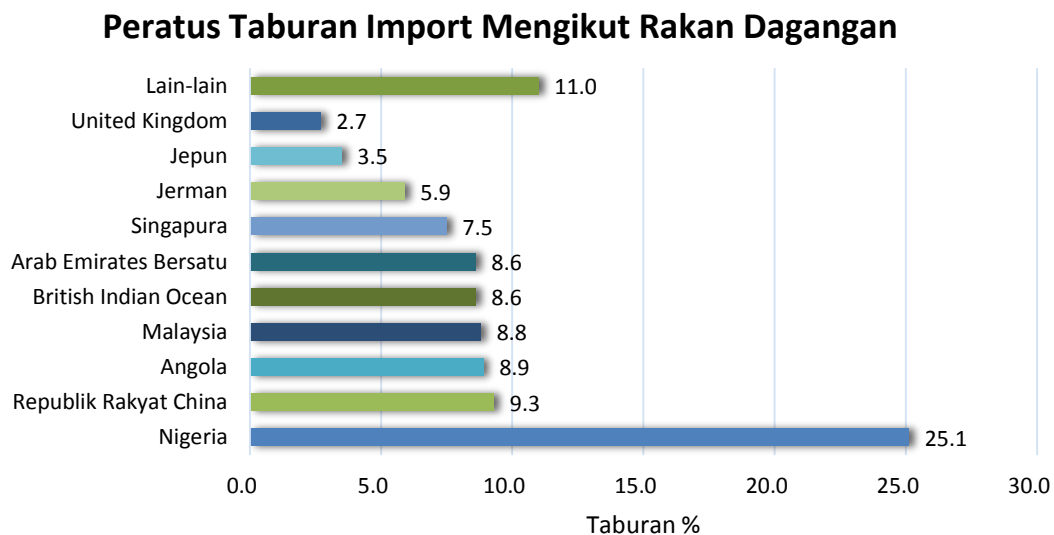


- Manakala, jumlah import juga meningkat sebanyak 111.1 peratus tahun-ke-tahun kepada BND1,180.5 juta dipacu oleh import Bahan Api Galian selaras dengan aktiviti hiliran.
- Lima komoditi import utama pada bulan ini adalah Bahan Api Galian (61.2 peratus) diikuti oleh Jentera dan Kelengkapan Pengangkutan (18.2 peratus), Barang-Barang Keluaran Kilang (9.3 peratus), Kimia (4.4 peratus), dan Makanan (3.5 peratus).

Lima Komoditi Import Utama



7. Mengikut Kategori Penggunaan Akhir, import Barang Perantaraan merangkumi 57.6 peratus dari jumlah import diikuti oleh import Barang Modal (38.9 peratus) dan Barang Penggunaan (3.5 peratus).
8. Dari segi import mengikut rakan dagangan, sumbangan terbesar adalah dari Nigeria (25.1 peratus) diikuti oleh Republik Rakyat China (9.3 peratus) dan Angola (8.9 peratus).



9. Bagi tahun 2019 secara keseluruhan, jumlah perdagangan meningkat sebanyak 16.2 peratus kepada BND16,843.1 juta berbanding dengan BND14,494.1 juta pada tahun 2018. Manakala, eksport meningkat sebanyak 11.4 peratus kepada BND9,886.2 juta daripada BND8,871.8 juta pada tahun 2018 dan import meningkat sebanyak 23.7 peratus kepada BND6,956.9 juta daripada BND5,622.3 juta.
10. Perangkaan Perdagangan Barangan Antarabangsa (*International Merchandise Trade Statistics, IMTS*) bagi Negara Brunei Darussalam menggunakan “*General System*” bagi merekodkan perangkaan perdagangan yang meliputi import, eksport domestik dan eksport semula. Laporan penuh IMTS bagi bulan Disember 2019 boleh didapati melalui laman sesawang JPES di www.deps.gov.bn.



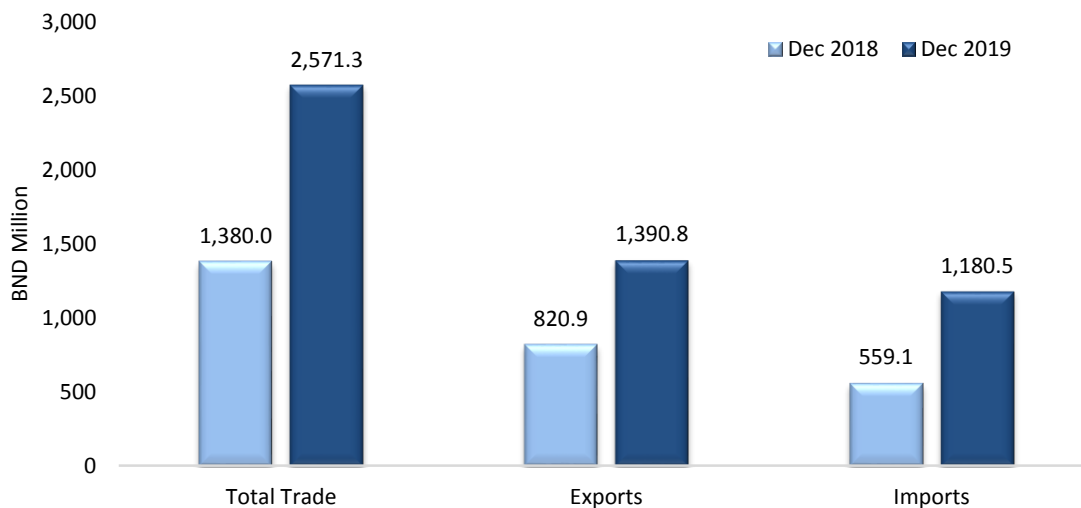
MEDIA RELEASE
DEPARTMENT OF ECONOMIC PLANNING AND STATISTICS
MINISTRY OF FINANCE AND ECONOMY

INTERNATIONAL MERCHANDISE TRADE STATISTICS (IMTS)
DECEMBER 2019

HEADLINE: TOTAL TRADE FOR DECEMBER 2019 EXCEEDS BND2.5 BILLION FOR THE FIRST TIME DRIVEN BY DOWNSTREAM ACTIVITIES

1. Brunei Darussalam recorded the highest total trade since December 2012 after it recorded a value of BND2,571.3 million, an increase by 86.3 per cent from BND1,380.0 million during the same month last year. This takes into account exports of petroleum and gas products as an outcome of downstream activities. Meanwhile, for month-to-month changes, total trade for December 2019 increased by 23.2 per cent compared to November 2019.

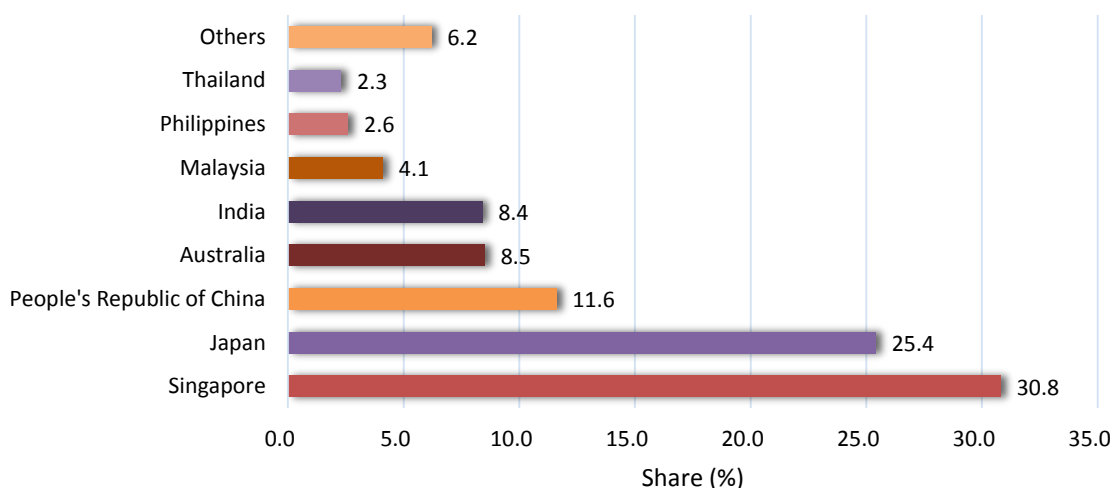
Brunei Darussalam's Trade Performance



2. Exports rose by 69.4 per cent year-on-year to BND1,390.8 million compared to BND820.9 million in December 2018. This was due to the increase in mineral fuels exports by 72.3 per cent year-on-year mainly contributed by the **exports** of petroleum and gas products and Crude Oil. The increase for petroleum and gas products exports is driven by downstream activities while Crude Oil is due to higher exports volume and average price.

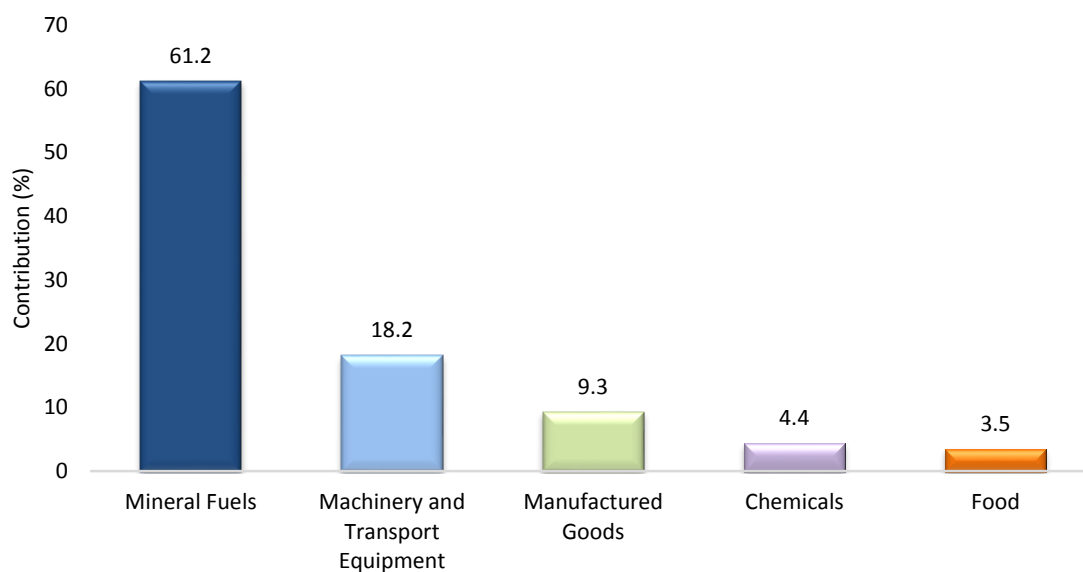
3. *The main export market for Brunei Darussalam in December 2019 was Singapore (30.8 per cent) followed by Japan (25.4 per cent) and People's Republic of China (11.6 per cent).*
4. *In terms of commodity exports, Mineral Fuels represents the major contributor with 94.1 per cent followed by Chemicals (4.5 per cent) and Machinery and Transport Equipment (1.0 per cent).*

Share of Exports by Trading Partners

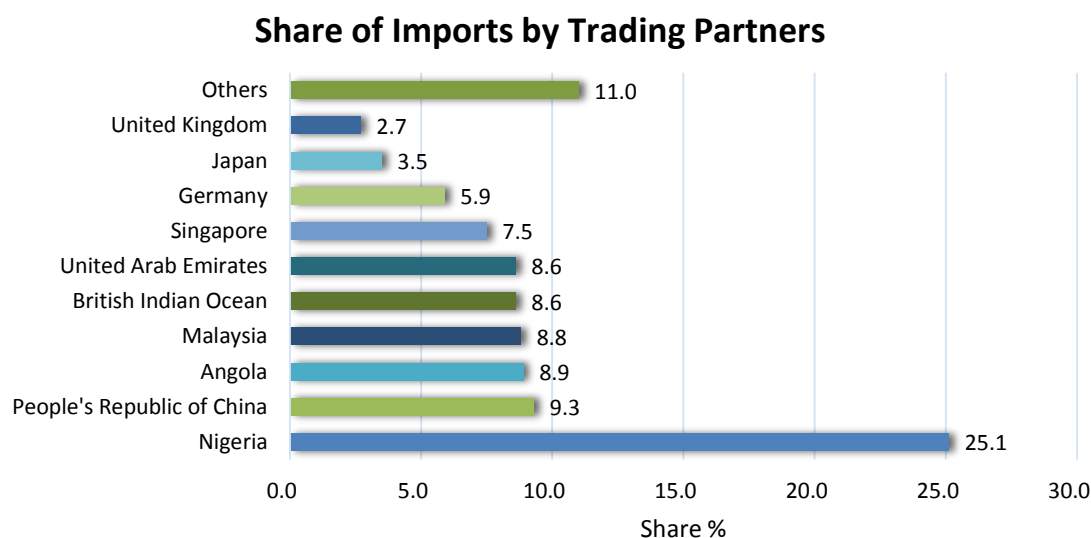


5. *Meanwhile, total imports increased by 111.1 per cent year-on-year to BND1,180.5 million driven by imports of mineral fuels in line with the downstream activities.*
6. *The five main import commodities were Mineral Fuels (61.2 per cent), followed by Machinery and Transport Equipment (18.2 per cent), Manufactured Goods (9.3 per cent), Chemicals (4.4 per cent), and Food (3.5 per cent).*

Five Main Import Commodities



7. *By End Use category, imports of Intermediate Goods comprised of 57.6 per cent of the total imports followed by Capital Goods (38.9 per cent) and Consumption Goods (3.5 per cent).*
8. *For imports by trading partners, the highest share was from Nigeria (25.1 per cent), followed by People's Republic of China (9.3 per cent) and Angola (8.9 per cent).*



9. *On an annual basis for the year 2019, total trade marked an increase by 16.2 per cent to BND16,843.2 million compared to BND14,494.1 million in the year 2018. Meanwhile, exports increased by 11.4 per cent to BND9,886.3 million from BND8,871.8 in the previous year while imports increased by 23.7 to BND6,956.9 million from BND5,622 million.*
10. *The International Merchandise Trade Statistics (IMTS) for Brunei Darussalam adopts the General System for recording trade statistics, which covers imports, domestic exports, and re-exports. The IMTS full report for December 2019 is available from the DEPS's website: www.deps.gov.bn.*