



SIARAN MEDIA
MEDIA RELEASE

KELUARAN DALAM NEGERI KASAR (KDNK)
SUKU TAHUN KEEMPAT 2024 DAN TAHUNAN 2024

QUARTERLY GROSS DOMESTIC PRODUCT
FOURTH QUARTER 2024 AND ANNUAL 2024

Jabatan Perancangan Ekonomi dan Statistik
Kementerian Kewangan dan Ekonomi
Negara Brunei Darussalam

Department of Economic Planning and Statistics
Ministry of Finance and Economy
Brunei Darussalam



**SIARAN MEDIA
JABATAN PERANCANGAN EKONOMI DAN STATISTIK
KEMENTERIAN KEWANGAN DAN EKONOMI**

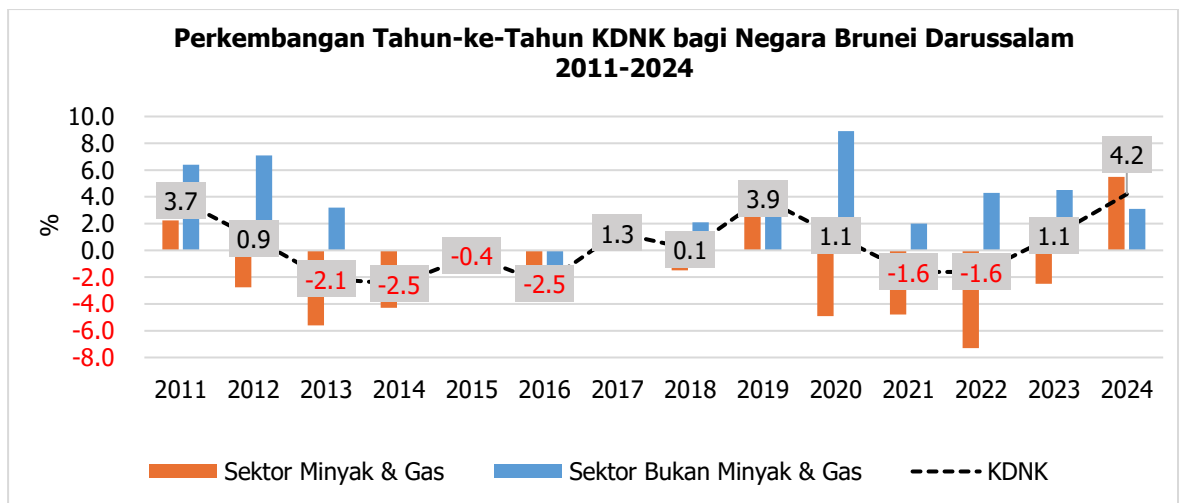
**KELUARAN DALAM NEGERI KASAR
SUKU TAHUN KEEMPAT 2024 DAN TAHUNAN 2024**

NEGARA BRUNEI DARUSSALAM

**TAJUK UTAMA:
EKONOMI NEGARA MENCATATKAN PERTUMBUHAN 4.2 PERATUS BAGI
TAHUN 2024**

Keluaran Dalam Negeri Kasar (KDNK) bagi tahun 2024

1. Pada tahun 2024, Keluaran Dalam Negeri Kasar (KDNK) negara pada harga tetap mencatatkan pertumbuhan sebanyak 4.2 peratus tahun-ke-tahun, berikutan peningkatan pada Sektor Minyak dan Gas sebanyak 5.5 peratus, dan Sektor Bukan Minyak dan Gas sebanyak 3.1 peratus.

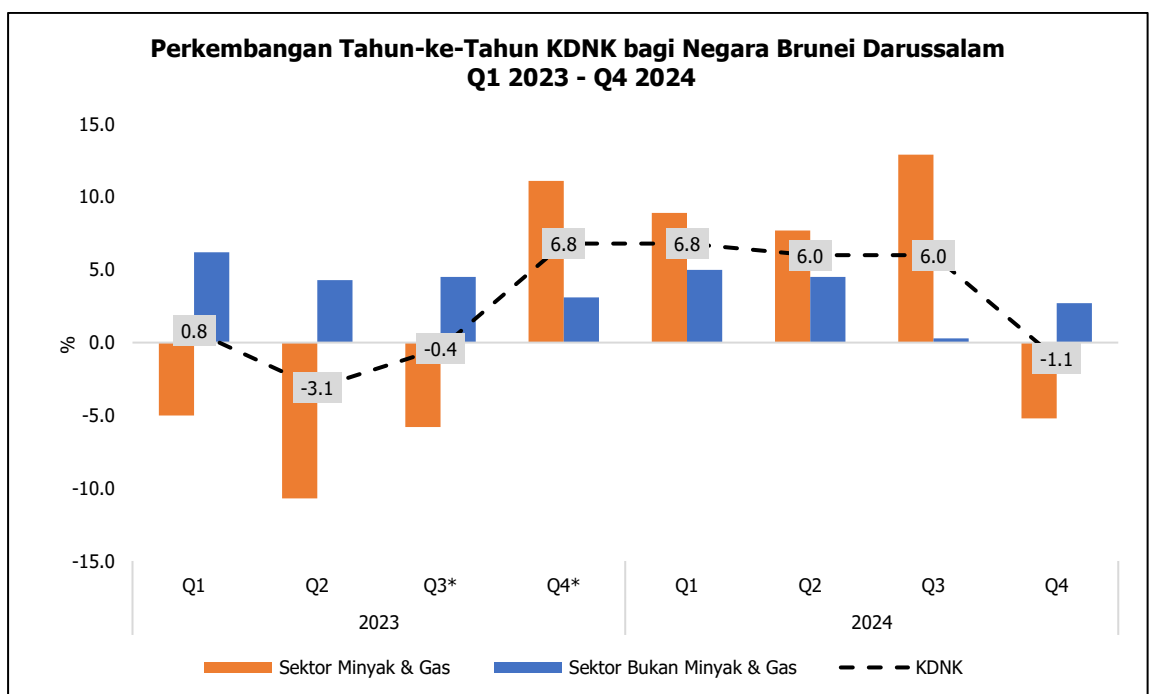


2. Peningkatan bagi Sektor Minyak dan Gas adalah didorong oleh peningkatan pengeluaran minyak mentah dan gas asli, antarlain disebabkan oleh peningkatan kapasiti pengeluaran daripada telaga minyak dan gas yang sedia ada dan baharu.

3. Sektor Bukan Minyak dan Gas menunjukkan pertumbuhan yang positif, didukung oleh peningkatan subsektor-subsektor seperti Pembuatan Produk Petroleum dan Kimia 12.0 peratus, Perhubungan 6.0 peratus, diikuti oleh Perdagangan Borong dan Runcit 4.3 peratus.
4. Jumlah KDNK Negara Brunei Darussalam pada harga semasa bagi tahun 2024 adalah sebanyak BND20.7 bilion, meningkat daripada BND20.3 bilion pada tahun 2023. Daripada jumlah KDNK tersebut, Sektor Bukan Minyak dan Gas yang terutamanya terdiri daripada aktiviti hiliran seperti pembuatan produk petroleum dan kimia telah menyumbang sebanyak 53.3 peratus. Manakala, Sektor Minyak dan Gas yang merangkumi subsektor Perlombongan Minyak dan Gas dan Pembuatan Gas Cecair Asli (LNG), telah menyumbang sebanyak 46.7 peratus.

Keluaran Dalam Negeri Kasar (KDNK) bagi suku tahun keempat (Q4) 2024

5. KDNK negara pada harga tetap, bagi suku tahun keempat (Q4) 2024, telah mencatatkan penurunan sebanyak 1.1 peratus tahun-ke-tahun. Ini adalah terutamanya disebabkan oleh penurunan Sektor Minyak dan Gas iaitu sebanyak 5.2 peratus. Walau bagaimanapun, Sektor Bukan Minyak dan Gas mencatatkan peningkatan sebanyak 2.7 peratus.



6. Penurunan Sektor Minyak dan Gas bagi Q4 2024 adalah disebabkan oleh pengurangan pengeluaran gas asli dan gas cecair asli (LNG), berikutan aktiviti penyelenggaraan tidak berjadual.
7. Pertumbuhan Sektor Bukan Minyak dan Gas adalah terutamanya didukung oleh peningkatan subsektor-subsektor seperti Pengangkutan Udara 36.5 peratus, Kewangan 6.8 peratus, dan Perdagangan Borong dan Runcit 4.9 peratus.
8. Subsektor Pengangkutan Udara meningkat selaras dengan peningkatan jumlah penumpang udara dan kekerapan penerbangan. Manakala, pertumbuhan Subsektor Kewangan adalah didorong oleh peningkatan pendapatan aktiviti perbankan. Pertumbuhan pada subsektor Perdagangan Borong dan Runcit adalah terutamanya didorong oleh peningkatan penjualan kenderaan bermotor dan penjualan runcit.
9. Mengikut aktiviti ekonomi, sumbangan utama KDNK bagi Q4 2024 adalah sektor Industri yang menyumbang sebanyak 58.7 peratus, diikuti oleh sektor Perkhidmatan 40.3 peratus, dan sektor Pertanian, Perhutanan dan Perikanan 1.0 peratus.
10. Bagi Q4 2024, jumlah KDNK Negara Brunei Darussalam pada harga semasa adalah sebanyak BND5.4 bilion, menurun daripada BND5.5 bilion pada Q4 2023. Daripada jumlah KDNK tersebut, Sektor Bukan Minyak dan Gas menyumbang sebanyak 56.6 peratus daripada jumlah KDNK, terutamanya terdiri daripada aktiviti hiliran seperti pembuatan produk petroleum dan kimia. Manakala, Sektor Minyak dan Gas yang merangkumi subsektor Perlombongan Minyak dan Gas dan Pembuatan Gas Cecair Asli (LNG), telah menyumbang sebanyak 43.4 peratus.
11. Mengikut pendekatan perbelanjaan, KDNK negara menurun pada Q4 2024 disebabkan oleh Eksport Barangan dan Perkhidmatan yang menurun sebanyak 12.1 peratus. Walau bagaimanapun, Perbelanjaan Akhir Isi Rumah telah meningkat sebanyak 3.9 peratus, diikuti oleh Perbelanjaan Penggunaan Akhir Kerajaan 2.3 peratus, dan Pembentukan Modal Kasar 4.8 peratus.
12. Keluaran Dalam Negara Kasar (KDNK) adalah ukuran bagi jumlah nilai barangan dan perkhidmatan yang dikeluarkan dalam tempoh tertentu setelah ditolak kos barangan dan perkhidmatan yang digunakan dalam proses pengeluaran. Laporan penuh KDNK Q4 2024 boleh didapati di laman sesawang JPES melalui deps.mofe.gov.bn.



KELUARAN DALAM NEGERI KASAR TAHUNAN 2024



KDNK 2024
BND Juta

Pada harga tetap
19,703.3

Pada harga semasa
20,659.3

KDNK
Kadar Pertumbuhan

4.2%

KDNK MENGIKUT PENDEKATAN PENGELUARAN

SEKTOR MINYAK & GAS
DAN SEKTOR BUKAN
MINYAK & GAS

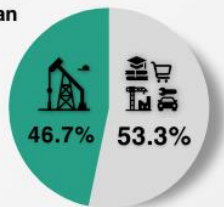
Kadar Pertumbuhan

Minyak & gas

5.5%

Bukan minyak & gas

3.1%

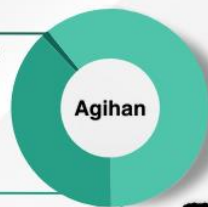


1.2%

Pertanian, Perhutanan
& Perikanan

38.1%

Perkhidmatan



MENGIKUT AKTIVITI
EKONOMI

Kadar Pertumbuhan

Industri

5.7%

Pertanian, Perhutanan & Perikanan

4.1%

Perkhidmatan

2.1%



60.7%
Industri

KDNK MENGIKUT PERDEKATAN PERBELANJAAN

28.5%

Perbelanjaan Penggunaan
Persendirian (HFCE)

23.0%

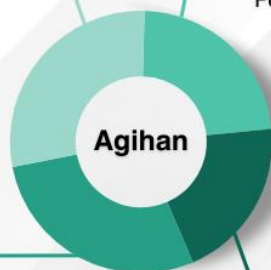
Perbelanjaan Penggunaan
Kerajaan (GFCE)

28.4%

Pembentukan
Modal Kasar (GCF)

20.1%

Eksport Bersih



Kadar Pertumbuhan

HFCE

5.9%

GFCE

0.7%

GCF

-2.3%

Eksport Bersih

| | |
|-------------|-------------|
| Eksport | Import |
| 4.0% | 0.2% |



deps.mofe.gov.bn



info.statistics@jpes.gov.bn



[@statistics.jpes](https://www.instagram.com/statistics.jpes)

KELUARAN DALAM NEGERI KASAR SUKU KEEMPAT 2024



جباتن فرانچغن ايكونومي دان ستاتيستيك
DEPARTMENT OF ECONOMIC PLANNING AND STATISTICS
MINISTRY OF FINANCE AND ECONOMY
BRUNEI DARUSSALAM

PERTUMBUHAN
KDNK



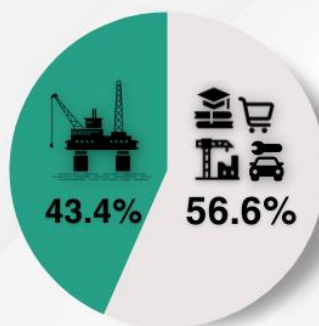
Jumlah dalam BND juta
pada harga tetap **5,176.1**

Jumlah dalam BND juta
pada harga semasa **5,414.4**

KADAR PERTUMBUHAN (%)
PADA HARGA TETAP



AGIHAN (%)
PADA HARGA SEMASA



PENYUMBANG UTAMA SEKTOR
BUKAN MINYAK & GAS



Pengangkutan udara
36.5%



Kewangan
6.8%



Perdagangan borong dan runcit
4.9%

Minyak & gas Bukan minyak & gas

MENGIKUT JENIS AKTIVITI EKONOMI

KADAR PERTUMBUHAN (%)
PADA HARGA TETAP



AGIHAN (%) PADA HARGA SEMASA

58.7%



Industri

40.3%



Perkhidmatan

1.0%



Pertanian, Perhutanan
& Perikanan

deps.mofe.gov.bn

info.statistics@jpes.gov.bn

[@statistics.jpes](https://www.instagram.com/statistics.jpes)



MEDIA RELEASE
DEPARTMENT OF ECONOMIC PLANNING AND STATISTICS
MINISTRY OF FINANCE AND ECONOMY

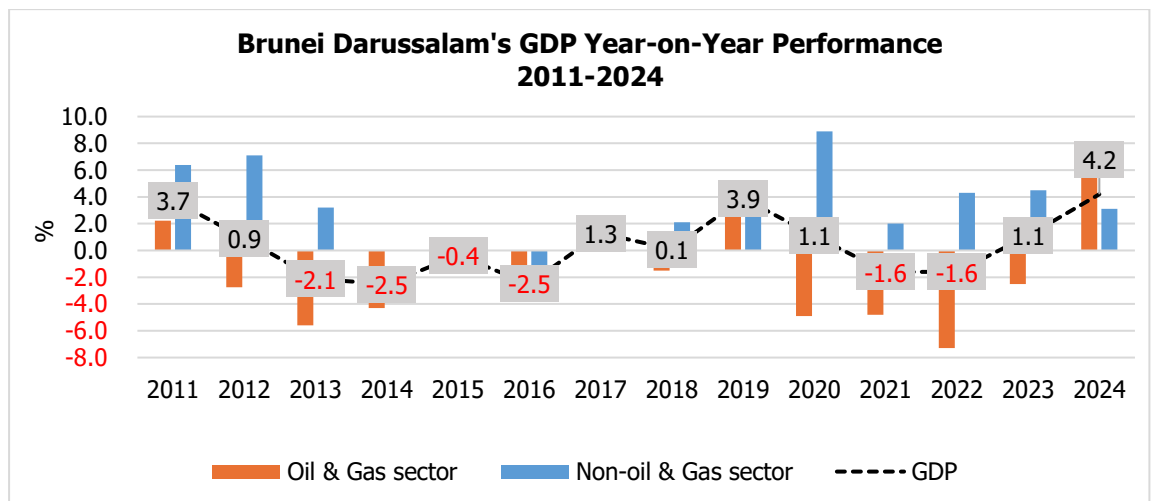
QUARTERLY GROSS DOMESTIC PRODUCT
FOURTH QUARTER 2024 AND ANNUAL 2024

BRUNEI DARUSSALAM

MAIN HEADLINE:
BRUNEI DARUSSALAM'S ECONOMY GREW 4.2 PER CENT IN 2024

Gross Domestic Product (GDP) in 2024

- In 2024, Brunei Darussalam's Gross Domestic Product (GDP) at constant prices, grew at 4.2 per cent year-on-year, driven by a 5.5 per cent expansion in the Oil and Gas Sector and a 3.1 per cent growth in the Non-oil and Gas Sector.*

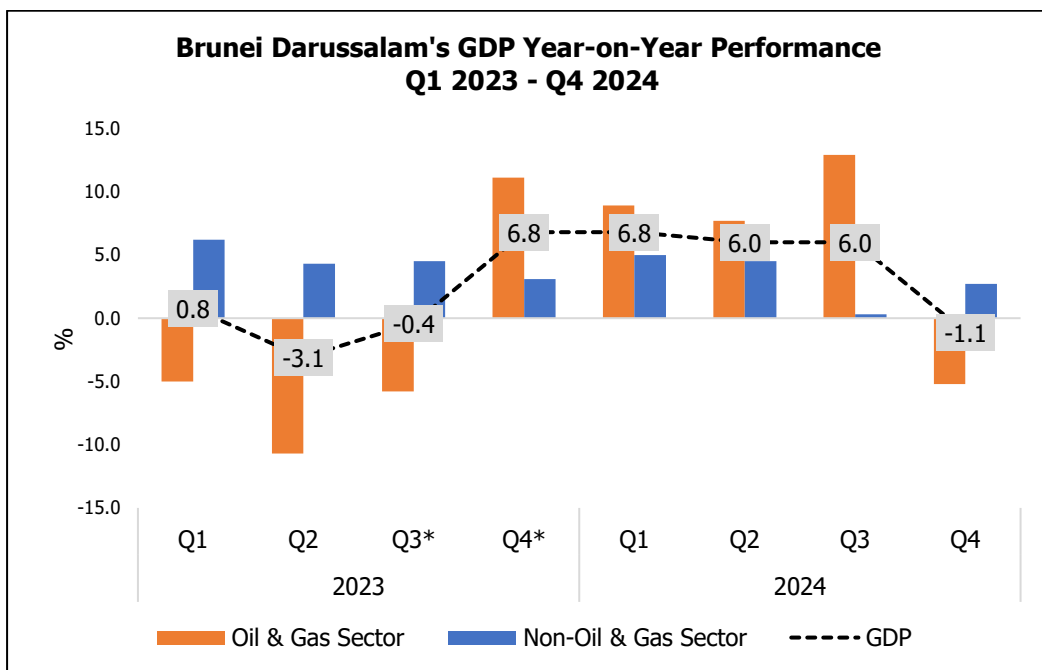


- The growth of the Oil and Gas Sector was largely driven by the rise in production of crude oil and natural gas, among others resulting from increased production capacity in both existing and new oil and gas wells.*

3. *The expansion of the Non-Oil and Gas Sector was primarily fueled by a rise in the Manufacturing of Petroleum and Chemical Products 12.0 per cent, Communication 6.0 per cent, and Wholesale and Retail Trade 4.3 per cent.*
4. *In 2024, the economy's GDP at current prices was at BND20.7 billion, an increase from 2023 which was at BND20.3 billion. The Non-oil and Gas Sector contributed 53.3 per cent, mainly comprising downstream activities such as the manufacture of petroleum and chemical products. The Oil and Gas Sector comprising oil and gas mining and manufacture of LNG, has contributed 46.7 per cent.*

Gross Domestic Product (GDP) in Fourth Quarter (Q4) 2024

5. *Brunei Darussalam's GDP at constant prices, in the fourth quarter (Q4) of 2024, recorded a decline at 1.1 per cent year-on-year. This was due to the decline of the Oil and Gas sector by 5.2 per cent. However, the Non-oil and Gas Sector shows an increase by 2.7 per cent.*



6. *The decline of the Oil and Gas Sector in Q4 2024 was due to the decrease in the production of natural gas and Liquefied Natural Gas (LNG), following to the unscheduled maintenance activities.*
7. *The expansion of the Non-oil and Gas sector was primarily supported by increase in subsectors such as Air Transport 36.5 per cent, Finance 6.8 per cent, and Wholesale and Retail Trade 4.9 per cent.*

8. *The Air Transport subsector expanded, in line with the increase passengers air arrivals and flight frequencies. Meanwhile, the growth in Finance subsector was driven by the increase in income from banking activities. The rise in Wholesale and Retail Trade was mainly driven by the sales of motor vehicles and retail trade.*
9. *By economic activity, in terms of GDP contribution for Q4 2024, the Industry Sector has contributed 58.7 per cent, followed by Services Sector 40.3 per cent, and the Agriculture, Forestry and Fishery Sector at 1.0 per cent.*
10. *In Q4 2024, the economy's GDP at current prices was at BND5.4 billion, decreased from Q4 2023 which was at BND5.5 billion. The Non-oil and Gas Sector contributed 56.6 per cent, mainly comprising downstream activities such as the manufacture of petroleum and chemical products. The Oil and Gas Sector comprising oil and gas mining and manufacture of LNG, has contributed 43.4 per cent.*
11. *By the expenditure approach, the decline in GDP growth in Q4 2024 was driven by Exports of Goods and Services by 12.1 per cent. However, Household Final Consumption Expenditure increased by 3.9 percent, followed by a 2.3 per cent rise in Government Final Consumption and Gross Capital Formation by 4.8 per cent.*
12. *Gross Domestic Product (GDP) is a measure of the total value of goods and services produced in a particular period after deducting the cost of goods and services used up in the process of production. The full report for the GDP Q4 2024 is available from DEPS's website at deps.mofe.gov.bn*



GROSS DOMESTIC PRODUCT ANNUAL 2024



GDP 2024
BND Million

At constant prices
19,703.3

At current prices
20,659.3

GDP
Growth rate **4.2%**

GDP BY PRODUCTION

BY OIL & GAS AND NON-OIL & GAS

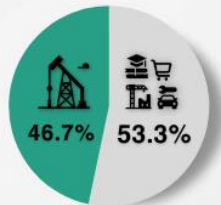
Growth rate

Oil & gas

5.5%

Non-oil & gas

3.1%

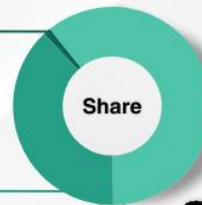


1.2%

Agriculture,
Forestry & Fishery

38.1%

Services



BY ECONOMIC ACTIVITIES

Growth rate

Industry

5.7%

Agriculture, Forestry & Fishery

4.1%

Services

2.1%

GDP BY EXPENDITURE

28.5%

Household Final Consumption
Expenditure (HFCE)

23.0%

Government Final Consumption
Expenditure (GFCE)

28.4%

Gross Capital
Formation (GCF)

20.1%

Net Exports



Growth rate

HFCE

5.9%

GFCE

0.7%

GCF

-2.3%

Net Exports

| | |
|-------------|-------------|
| Exports | Imports |
| 4.0% | 0.2% |



deps.mofe.gov.bn



info.statistics@jpes.gov.bn



[@statistics.jpes](https://www.instagram.com/statistics.jpes)

GROSS DOMESTIC PRODUCT

FOURTH QUARTER 2024



جباتن فرانچن ايكونومي دان ستاتيستيك
 DEPARTMENT OF ECONOMIC PLANNING AND STATISTICS
 MINISTRY OF FINANCE AND ECONOMY
 BRUNEI DARUSSALAM



GDP GROWTH

-1.1%

Value in BND Million
at constant prices

5,176.1

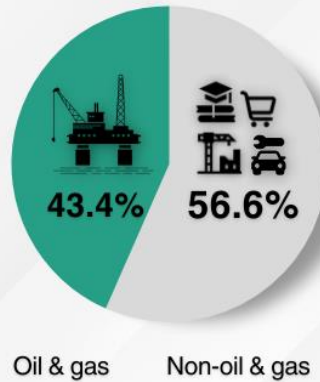
Value in BND Million
at current prices

5,414.4

GROWTH RATE (%)
AT CONSTANT PRICES



SHARE (%)
AT CURRENT PRICES



NON-OIL & GAS SECTOR
KEY CONTRIBUTORS



Air transport
36.5%



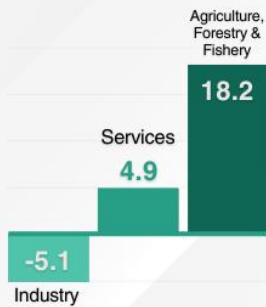
Finance
6.8%



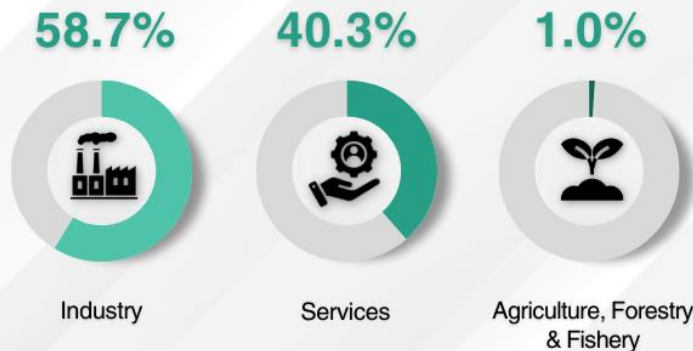
Wholesale and retail trade
4.9%

BY KIND OF ECONOMIC ACTIVITY

GROWTH RATE (%)
AT CONSTANT PRICES



SHARE (%) AT CURRENT PRICES



deps.mofe.gov.bn



info.statistics@jpes.gov.bn



[@statistics.jpes](https://www.instagram.com/statistics.jpes)