



SIARAN MEDIA

Media Release

INDEKS HARGA PENGGUNA

Consumer Price Index

(Jan 2015=100)

OGOS 2024

AUGUST 2024



INDEKS HARGA PENGGUNA

OGOS 2024

Tahun-ke-Tahun

OGOS 24
OGOS 23

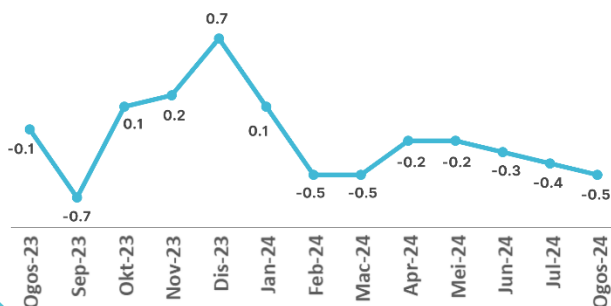
0.5%

Bulan-ke-Bulan

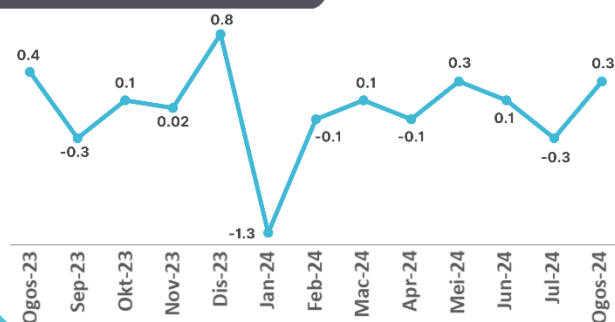
OGOS 24
JULAI 24

0.3%

Tahun-ke-Tahun



Bulan-ke-Bulan



Tahun Asas (Jan 2015=100)



Bakul barangan dan perkhidmatan IHP yang bernilai **BND100.00** pada bulan **Januari 2015** kini bernilai **BND106.55** pada bulan **Ogos 2024**

Penyumbang Utama Tahun-ke-Tahun

Makanan dan Minuman Ringan **▲ 0.1%**

Minuman Ringan



Susu, Produk Tenusu dan Telur



Bukan Makanan **▼ 0.6%**

Pakaian dan Kasut



Perhubungan



Perumahan, Air, Elektrik, Gas dan Bahan Api Lain



Nota

- IHP mengukur perubahan harga purata bakul barangan dan perkhidmatan yang dibayar oleh isirumah pada tempoh yang tertentu.
- Perubahan bulan-ke-bulan bermaksud perbandingan harga dengan bulan sebelumnya.
- Perubahan tahun-ke-tahun bermaksud perbandingan harga dengan tahun sebelumnya.



**SIARAN MEDIA
JABATAN PERANCANGAN EKONOMI DAN STATISTIK
KEMENTERIAN KEWANGAN DAN EKONOMI**

**INDEKS HARGA PENGGUNA
OGOS 2024
NEGARA BRUNEI DARUSSALAM**

TAJUK UTAMA:

INDEKS HARGA PENGGUNA MENURUN 0.5 PERATUS BAGI BULAN OGOS 2024

1. Bagi bulan Ogos 2024, Indeks Harga Pengguna (IHP) menunjukkan penurunan sebanyak 0.5 peratus berbanding bulan Ogos 2023. Ini adalah didorong oleh penurunan bagi indeks Bukan Makanan sebanyak 0.6 peratus, manakala, indeks Makanan dan Minuman Ringan meningkat sebanyak 0.1 peratus.
2. Penurunan bagi indeks Bukan Makanan adalah terutamanya disebabkan oleh harga-harga Perhubungan (2.8 peratus), berikutan penurunan bagi harga caj perkhidmatan internet; dan Pakaian dan Kasut (3.2 peratus).
3. Sementara itu, peningkatan bagi indeks Makanan dan Minuman Ringan adalah didorong oleh kenaikan harga Minuman Ringan (2.9 peratus), khususnya minuman yang sedia untuk diminum; dan harga Susu, Produk Tenusu dan Telur (1.5 peratus).
4. Bagi perbandingan bulan-ke-bulan, IHP Ogos 2024 meningkat sebanyak 0.3 peratus daripada Julai 2024, berikutan peningkatan bagi indeks Bukan Makanan sebanyak 0.4 peratus. Manakala, indeks Makanan dan Minuman Ringan menunjukkan penurunan sebanyak 0.3 peratus.
5. Peningkatan bagi indeks Bukan Makanan adalah terutamanya disumbangkan oleh harga Pengangkutan (1.6 peratus); dan Pakaian dan Kasut (2.6 peratus). Manakala, penurunan bagi indeks Makanan dan Minuman Ringan adalah terutamanya disumbangkan oleh Daging (0.7 peratus); dan Buah-Buahan (1.1 peratus).
6. IHP mengukur perubahan harga bakul barangan dan perkhidmatan yang dibayar oleh pengguna dalam satu tempoh masa yang ditetapkan dan dikumpulkan setiap bulan. Senarai barangan dan perkhidmatan dalam IHP adalah berdasarkan maklumat perbelanjaan purata sebuah keluarga yang diperolehi melalui Kajian Perbelanjaan Keluarga. Laporan penuh IHP bagi bulan Ogos 2024 boleh didapati di laman sesawang JPES melalui <https://deps.mofe.gov.bn>.



Website: deps.mofe.gov.bn
 Email: info.statistics@jpes.gov.bn
 Instagram: @statistics.jpes



جباتن فرانچن ايكونومي دان ستاتيستيك
 DEPARTMENT OF ECONOMIC PLANNING AND STATISTICS
 MINISTRY OF FINANCE AND ECONOMY
 BRUNEI DARUSSALAM

CONSUMER PRICE INDEX

AUGUST 2024

Year-on-Year

AUG 24
AUG 23

▼ **0.5%**

Month-on-Month

AUG 24
JUL 24

▲ **0.3%**

Main Contributors Year-on-Year

Food and Non-Alcoholic
Beverages

▲ **0.1%**

Non-Alcoholic Beverages



▲ **2.9%**

Milk, Dairy Products and Eggs



▲ **1.5%**

Non-Food

▼ **0.6%**

Clothing and Footwear



▼ **3.2%**

Communication



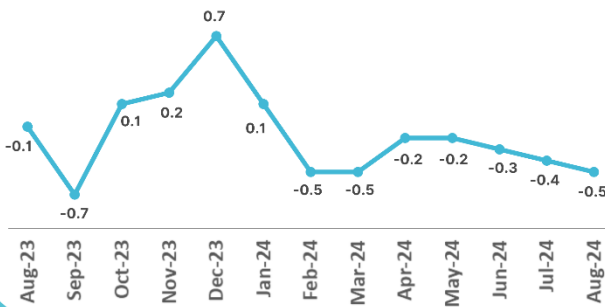
▼ **2.8%**

Housing, Water, Electricity, Gas and
Other Fuels



▼ **1.0%**

Year-on-Year



Month-on-Month



Base Year (Jan 2015=100)



The same CPI basket of goods and services worth
BND100.00 in **January 2015** is now worth
BND106.55 in **August 2024**

Notes

- CPI measures the average change of prices of a fixed basket of goods and services paid by households in a certain period of time.
- Month-on-month means to compare prices with the previous month.
- Year-on-year means to compare prices with the same month in the previous year.



MEDIA RELEASE
DEPARTMENT OF ECONOMIC PLANNING AND STATISTICS
MINISTRY OF FINANCE AND ECONOMY

CONSUMER PRICE INDEX
AUGUST 2024
BRUNEI DARUSSALAM

MAIN HEADLINE:

CONSUMER PRICE INDEX DECREASED BY 0.5 PER CENT IN AUGUST 2024

1. *In August 2024, the Consumer Price Index (CPI) registered a decrease of 0.5 per cent compared to August 2023. This was driven by a 0.6 per cent decrease in the Non-Food index, while the Food and Non-Alcoholic Beverages index recorded an increase of 0.1 per cent.*
2. *The decrease in the Non-Food index was mainly contributed by lower prices of internet services charges in the Communication category (2.8 per cent); and Clothing and Footwear category (3.2 per cent).*
3. *Meanwhile, an increase in the Food and Non-Alcoholic Beverages index was attributed to the rise in the prices of Non-Alcoholic Beverages (2.9 per cent), particularly ready-to-consume drinks; and Milk, Dairy Products and Eggs (1.5 per cent).*
4. *For month-on-month comparison, the CPI in August 2024 registered an increase of 0.3 per cent from July 2024. This was due to the increase in the Non-Food index by 0.4 per cent, while, the Food and Non-Alcoholic Beverages index registered a decrease of 0.3 per cent.*
5. *The increase in the Non-Food index was mainly contributed by Transport price (1.6 per cent); and Clothing and Footwear prices (2.6 per cent). As for the Food and Non-Alcoholic Beverages index, the decrease was mainly due to the prices of Meat (0.7 per cent); and Fruits (1.1 per cent).*
6. *The CPI is a measure of price changes of basket of goods and services paid by the consumer in a specified period and compiled on a monthly basis. The list of goods and services in the CPI is based on the average expenditure per household from the Household Expenditure Survey (HES). The CPI full report for August 2024 is available from the DEPS website at <https://deps.mofe.gov.bn>.*