



SIARAN MEDIA

Media Release

INDEKS HARGA PENGGUNA

Consumer Price Index

(Jan 2015=100)

JULAI 2024

JULY 2024



INDEKS HARGA PENGGUNA

JULAI 2024

Tahun-ke-Tahun

JULAI 24

JULAI 23

▼ **0.4%**

Bulan-ke-Bulan

JULAI 24

JUN 24

▼ **0.3%**

Tahun-ke-Tahun



Bulan-ke-Bulan



Tahun Asas (Jan 2015=100)



Bakul barangan dan perkhidmatan IHP yang bernilai **BND100.00** pada bulan **Januari 2015** kini bernilai **BND106.26** pada bulan **Julai 2024**

Penyumbang Utama Tahun-ke-Tahun

Makanan dan Minuman Ringan

▲ **0.6%**

Minuman Ringan



▲ **5.5%**

Makanan

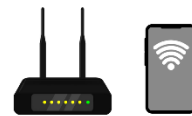


▼ **0.1%**

Bukan Makanan

▼ **0.6%**

Perhubungan



▼ **2.8%**

Pengangkutan



▼ **1.8%**

Perumahan, Air, Elektrik, Gas dan Bahan Api Lain



▼ **1.1%**

Nota

- IHP mengukur perubahan harga purata bakul barangan dan perkhidmatan yang dibayar oleh isirumah pada tempoh yang tertentu.
- Perubahan bulan-ke-bulan bermaksud perbandingan harga dengan bulan sebelumnya.
- Perubahan tahun-ke-tahun bermaksud perbandingan harga dengan tahun sebelumnya.



**SIARAN MEDIA
JABATAN PERANCANGAN EKONOMI DAN STATISTIK
KEMENTERIAN KEWANGAN DAN EKONOMI**

**INDEKS HARGA PENGGUNA
JULAI 2024
NEGARA BRUNEI DARUSSALAM**

TAJUK UTAMA:

INDEKS HARGA PENGGUNA MENURUN 0.4 PERATUS BAGI BULAN JULAI 2024

1. Bagi bulan Julai 2024, Indeks Harga Pengguna (IHP) menunjukkan penurunan sebanyak 0.4 peratus berbanding bulan Julai 2023. Ini adalah didorong oleh penurunan bagi indeks Bukan Makanan sebanyak 0.6 peratus, manakala indeks Makanan dan Minuman Ringan meningkat sebanyak 0.6 peratus.
2. Penurunan bagi indeks Bukan Makanan adalah terutamanya disebabkan oleh harga-harga Pengangkutan (1.8 peratus), berikutan penurunan bagi harga kenderaan dan tiket penerbangan; dan Perhubungan (2.8 peratus), khususnya caj perkhidmatan internet.
3. Sementara itu, peningkatan bagi indeks Makanan dan Minuman Ringan adalah didorong oleh kenaikan harga Minuman Ringan (5.5 peratus), khususnya minuman yang sedia untuk diminum; dan harga Susu, Produk Tenusu dan Telur (1.5 peratus).
4. Bagi perbandingan bulan-ke-bulan, IHP Julai 2024 menunjukkan penurunan sebanyak 0.3 peratus daripada Jun 2024, berikutan penurunan bagi indeks Makanan dan Minuman Ringan; dan Bukan Makanan masing-masing sebanyak 0.1 peratus dan 0.4 peratus.
5. Penurunan bagi indeks Makanan dan Minuman Ringan adalah terutamanya disumbangkan oleh Daging (0.7 peratus); dan Ikan dan Makanan Laut (0.6 peratus). Manakala bagi indeks Bukan Makanan adalah terutamanya disumbangkan oleh harga Pakaian dan Kasut (5.2 peratus); dan Pengangkutan (0.5 peratus).
6. IHP mengukur perubahan harga bakul barangan dan perkhidmatan yang dibayar oleh pengguna dalam satu tempoh masa yang ditetapkan dan dikumpulkan setiap bulan. Senarai barangan dan perkhidmatan dalam IHP adalah berdasarkan maklumat perbelanjaan purata sebuah keluarga yang diperolehi melalui Kajian Perbelanjaan Keluarga. Laporan penuh IHP bagi bulan Julai 2024 boleh didapati di laman sesawang JPES melalui <https://deps.mofe.gov.bn>.



Website: deps.mofe.gov.bn
 Email: info.statistics@jpes.gov.bn
 Instagram: @statistics.jpes



جباتن فرانچن ايكونومي دان ستاتيستيك
 DEPARTMENT OF ECONOMIC PLANNING AND STATISTICS
 MINISTRY OF FINANCE AND ECONOMY
 BRUNEI DARUSSALAM

CONSUMER PRICE INDEX

JULY 2024

Year-on-Year

JULY 24

JULY 23

▼ **0.4%**

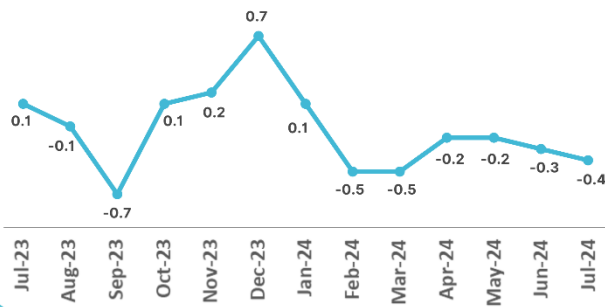
Month-on-Month

JULY 24

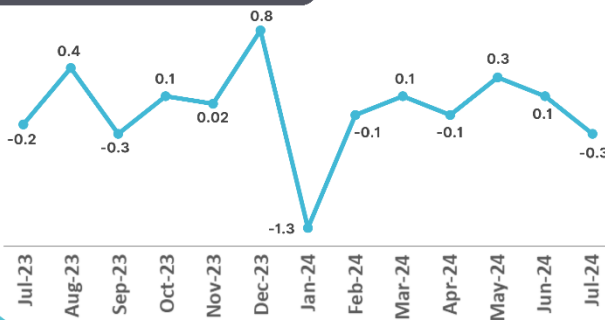
JUNE 24

▼ **0.3%**

Year-on-Year



Month-on-Month



Base Year (Jan 2015=100)



The same CPI basket of goods and services worth **BND100.00** in **January 2015** is now worth **BND106.26** in **July 2024**

Main Contributors Year-on-Year

Food and Non-Alcoholic Beverages

▲ **0.6%**

Non-Alcoholic Beverages



Food



Non-Food

▼ **0.6%**

Communication



Transport



Housing, Water, Electricity, Gas and Other Fuels



Notes

- CPI measures the average change of prices of a fixed basket of goods and services paid by households in a certain period of time.
- Month-on-month means to compare prices with the previous month.
- Year-on-year means to compare prices with the same month in the previous year.



MEDIA RELEASE
DEPARTMENT OF ECONOMIC PLANNING AND STATISTICS
MINISTRY OF FINANCE AND ECONOMY

CONSUMER PRICE INDEX
JULY 2024
BRUNEI DARUSSALAM

MAIN HEADLINE:

CONSUMER PRICE INDEX DECREASED BY 0.4 PER CENT IN JULY 2024

1. *In July 2024, the Consumer Price Index (CPI) registered a decrease of 0.4 per cent compared to July 2023. This was driven by a 0.6 per cent decrease in the Non-Food index, while the Food and Non-Alcoholic Beverages index recorded an increase of 0.6 per cent.*
2. *The decrease in the Non-Food index was contributed by lower motor car and air fare prices in the Transport category (1.8 per cent) and lower prices of internet services in the Communication category (2.8 per cent).*
3. *Meanwhile, an increase in the Food and Non-Alcoholic Beverages index was attributed to the rise in the prices of Non-Alcoholic Beverages (5.5 per cent), particularly ready-to-consume drinks; and Milk, Dairy Products and Eggs (1.5 per cent).*
4. *For month-on-month comparison, the CPI in July 2024 registered a decrease of 0.3 per cent from June 2024. This was due to the decrease in the Food and Non-Alcoholic Beverages, and Non-Food indices by 0.1 per cent and 0.4 per cent, respectively.*
5. *The decrease in Food and Non-Alcoholic Beverages index was mainly contributed by Meat (0.7 per cent); and Fish and Seafood (0.6 per cent). As for the Non-Food index, it was mainly due to the prices of Clothing and Footwear (5.2 per cent); and Transport (0.5 per cent).*
6. *The CPI is a measure of price changes of basket of goods and services paid by the consumer in a specified period and compiled on a monthly basis. The list of goods and services in the CPI is based on the average expenditure per household from the Household Expenditure Survey (HES). The CPI full report for July 2024 is available from the DEPS website at <https://deps.mofe.gov.bn>.*